



PRODUCT CATALOGUE

2024

DESIGNED & ENGINEERED IN GERMANY
cameolight.com

LOCATION:
SAGRADA FAMILIA
BARCELONA (SPAIN)

PRODUCTS USED:
OPUS® SP5+ (12 UNITS)



Cameo® is a registered brand of the Adam Hall Group.



SOUND
TECHNOLOGY

LIGHT
TECHNOLOGY

STAGE
EQUIPMENT

HARDWARE
FOR FLIGHTCASES

ADAM HALL GROUP BRANDS




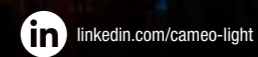
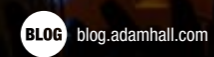


OUR MISSION

Cameo® – For Lumen Beings

TO CONNECT AND EMPOWER ALL LUMEN BEINGS AROUND THE WORLD.

cameolight.com

Cameo® is a registered brand of the Adam Hall Group.



CHAPTER ONE

ENTERTAINMENT

LIGHTS

CHAPTER ONE ENTERTAINMENT LIGHTS

OUTDOOR MOVING HEADS	6
INDOOR MOVING HEADS	20
OUTDOOR STATIC LIGHTS	56
INDOOR STATIC LIGHTS	88
SHOW LASERS	134
EFFECTS	142

CHAPTER TWO ARCHITECTURAL LIGHTS

OUTDOOR LIGHTS	154
INDOOR LIGHTS	164

CHAPTER THREE TOOLS

LIGHTING TOOLS	172
----------------	-----

ICON LEGEND / REGISTER	196
------------------------	-----

OUTDOOR MOVING HEADS

LOCATION:
NATURE ONE
KASTELLAUN (GERMANY)

PRODUCTS USED:
OTOS® H5 (156 UNITS)
OTOS® B5 (18 UNITS)
AZOR® B1 (120 UNITS)
AZOR® S2 (60 UNITS)
ZENIT® W600 (30 UNITS)
ZENIT® W600 SMD (20 UNITS)
TRIBAR 400 IR (60 UNITS)

NEW

OUTDOOR MOVING HEADS | 

ORON[®] H2

IP65 HYBRID PHOSPHOR-LASER MOVING HEAD

- ▶ The world's first IP65 hybrid phosphor-laser moving head
- ▶ Advanced 260 W phosphor-laser engine for exceptional performance
- ▶ High light output: 330,000 lux at 20 m
- ▶ Wide zoom range: 0.6° - 32°
- ▶ Advanced colour mixing with CMY and linear CTO correction
- ▶ Enhanced visual effects with 31 x gobos, 3 x frost filters, 6 x prisms, 1 x beam ovalizer
- ▶ Flexible control options including DMX/RDM, Art-Net, sACN, W-DMX™, and CRMX
- ▶ Including touring case insert to protect against impacts



FOR MORE INFORMATION AND ACCESSORIES
PLEASE SCAN THE QR-CODES

CLORONH2



ACCESSORIES





OTOS® B5

IP65 BEAM MOVING HEAD

- ▶ IP65 rated beam moving head with 480 W discharge lamp
- ▶ 11,500 lux at 100 m, 511,000 lux at 15 m
- ▶ High quality optics with 205 mm front lens
- ▶ Continuous CMY colour mixing + 14 dichroic filters for saturated colours and whites
- ▶ Particularly narrow beam angle of 1°
- ▶ Static gobo wheel with 19 gobos + open
- ▶ 3 rotatable and indexable prisms on two levels (overlapping)
- ▶ Easy handling and low weight (33 kg)
- ▶ Flexible control options via integrated W-DMX™ transceiver, DMX and RDM



FOR MORE INFORMATION AND ACCESSORIES
PLEASE SCAN THE QR-CODES

CLOTOSB5



ACCESSORIES





OTOS® H5

IP65 BEAM SPOT WASH HYBRID MOVING HEAD

- ▶ IP65 rated beam spot wash hybrid moving head with 19,000 lm luminous flux
- ▶ Continuously adjustable CMY colour mixing in addition to 15 dichroic filters for saturated colours and white tones
- ▶ High-quality optics with 135 mm front lens and especially wide zoom range of 2° - 42°
- ▶ Rotating gobo wheel with 8 indexable and rotatable replaceable glass gobos + open
- ▶ Static gobo wheel with 19 gobos + open
- ▶ 2 rotatable and indexable prisms for varied mid-air effects
- ▶ High CRI filter (>80) for enhanced colour reproduction and adaptation to TV and film cameras
- ▶ Variable frost filter for use as a wash light
- ▶ Flexible control options via a built-in W-DMX™ transceiver, DMX and RDM



FOR MORE INFORMATION AND ACCESSORIES
PLEASE SCAN THE QR-CODES

CLOTOSH5



ACCESSORIES





OTOS® SP6

IP65 SPOT PROFILE MOVING HEAD

- ▶ IP65 spot profile moving head with 600 W LED and 86,800 lux at 6° beam angle
- ▶ High-quality optics with 130 mm front lens and large 6° - 46° zoom
- ▶ Uniform projection without hotspots throughout the zoom range
- ▶ CMY colour mixing and additional colour wheel with 6 dichroic filters + open
- ▶ Rotating gobo wheel with 7 indexable / rotatable, exchangeable glass gobos + open
- ▶ Static gobo wheel with 7 interchangeable glass gobos + open
- ▶ 4-blade framing system with +/- 45° rotation
- ▶ Linear CTO correction (2,600 K - 7,000 K)
- ▶ Selectable pulse width modulation (up to 25 kHz) for flicker-free operation
- ▶ Flexible control options: DMX, RDM, Art-Net, sACN, W-DMX™, CRMX
- ▶ Easy handling and low weight (34 kg)
- ▶ Supplied in matching flight case insert



FOR MORE INFORMATION AND ACCESSORIES
PLEASE SCAN THE QR-CODES

CLOTOSSP6



ACCESSORIES



NEW

OUTDOOR MOVING HEADS | 

OTOS® WASH SERIES

IP65 WASH MOVING HEAD



OTOS® W12

OTOS® W6

OTOS® W3

- ▶ 7 x 50 W / 16 x 50 W / 32 x 50 W RGLB LED with a total output of 3700 / 9900 / 19,500 lm luminous flux
- ▶ Single Pixel Control
- ▶ Controllable LED effect ring
- ▶ Zoom lens and zoom range 4° - 60°
- ▶ Dual zoom enables two individually controllable zoom levels (W6)
- ▶ Multi-zoom enables three individually controllable zoom levels (W12)
- ▶ Dual input mode as option for pixel mapping
- ▶ Flexible control options via integrated W-DMX™ & CRMX transceiver, DMX and RDM



FOR MORE INFORMATION AND ACCESSORIES
PLEASE SCAN THE QR-CODES

CLOTOSW3



CLOTOSW6



CLOTOSW12





EVOS® W7 IP

IP65 LED WASH MOVING HEAD

- ▶ Wash beam moving head with IP65 classification
- ▶ 19 x 40 W RGBWW LEDs
- ▶ Precise colour reproduction with CRI > Ra 90
- ▶ Individual control of all LEDs (Single Pixel Control)
- ▶ Zoom range of 4.5° - 34° (beam) / 7° - 55° (field)
- ▶ Adjustable refresh rate of between 800 Hz and 25 kHz
- ▶ Control via DMX, RDM Art-Net3, sACN or KlingNet
- ▶ 4 touch sensitive buttons



FOR MORE INFORMATION AND ACCESSORIES
PLEASE SCAN THE QR-CODES

CLEW7IP



ACCESSORIES



INDOOR MOVING HEADS

A musician is performing on a stage, illuminated by vibrant blue light. The stage is set with a drum kit and a microphone stand. Large, circular light fixtures are visible in the background, creating a dramatic atmosphere. The overall scene is captured in a cinematic style with high contrast and deep shadows.

LOCATION:
REA GARVEY "ROOTS TOUR"
MUNICH (GERMANY)

PRODUCTS USED:
PIXBAR® SMD IP G2 (20 UNITS)
AZOR® S2 (6 UNITS)
ZENIT® Z180 G2 (12 UNITS)

NEW


INDOOR MOVING HEADS | 

OPUS® X4 PROFILE

1400 W LED SPOT PROFILE MOVING HEAD



- ▶ High-performance moving head
- ▶ Advanced LED engine with 1400 W LED white light engine
- ▶ High-intensity illumination with 50,000 lumens output
- ▶ Wide zoom range: 5° - 55°
- ▶ Advanced colour mixing with CMY colour mixing + linear CTO correction
- ▶ Creative colour transitions with 2 x colour wheels
- ▶ Visual effects with 2 x gobo wheels + animation wheel
- ▶ 4 precise framing blades with +/-60° rotation
- ▶ Iris + 2 x frost filters
- ▶ Flexible control options with DMX/RDM, Art-Net, sACN, W-DMX™, and CRMX



FOR MORE INFORMATION AND ACCESSORIES
PLEASE SCAN THE QR-CODES

CLOX4P





OPUS® X PROFILE

HIGH-POWER PROFILE MOVING HEAD

- ▶ High-power profile moving head with 33,000 lm / 72,000 lux (at 5 m)
- ▶ CMY colour blending and additional colour wheel with 6 dichroic filters
- ▶ High-quality optics with 170 mm front lens and extremely wide zoom range of 6° - 48°
- ▶ Angle and position of each diaphragm slider adjustable to complete closure
- ▶ Rotatable animation wheel, rotating gobo wheel and static gobo wheel
- ▶ Rotatable and indexable circular fivefold prism and linear sixfold prism
- ▶ Variable frost filter for wash light effects and continuously adjustable iris
- ▶ Smooth dimming with 16-bit resolution and 4 selectable curves
- ▶ Battery-powered touchscreen display with rotary encoder
- ▶ Flexible control via built-in W-DMX™ transceiver, DMX, RDM, Art-Net or sACN
- ▶ High CRI Gobo included in the scope of delivery (Art.No.: CLOXPCHRIGOBO)



FOR MORE INFORMATION AND ACCESSORIES
PLEASE SCAN THE QR-CODES

CLOXP



ACCESSORIES





OPUS® X WASH

HIGH-POWER WASH MOVING HEAD

- ▶ High-power wash moving head with 32,000 lm
- ▶ CMY colour blending and 2 additional colour wheels, each with 6 dichroic filters
- ▶ Linear CTO correction to 2,600 K
- ▶ High-quality optics with 170 mm PC lens and extremely wide zoom range from 5° - 46°
- ▶ Even and flat projection field without hot spots at any zoom angle
- ▶ 4-blade framing system with +/- 45° rotation, individually controllable up to full blackout
- ▶ Variable frost plus stepless iris
- ▶ Flicker-free operation thanks to selectable PWM frequencies up to 25 kHz
- ▶ Battery-powered touchscreen display with encoder wheel for offline configuration
- ▶ Flexible control via built-in W-DMX™ Transceiver, DMX, RDM, Art-Net or sACN



FOR MORE INFORMATION AND ACCESSORIES
PLEASE SCAN THE QR-CODES

CLOXW



ACCESSORIES






OPUS® S5

SPOT MOVING HEAD

- ▶ Compact super bright spot moving head with 17,500 lm output and huge illuminance of 39,000 lux at 5 m
- ▶ Advanced CMY colour mixing system plus colour wheel with 7 dichroic filters
- ▶ Linear CTO correction from 6500 - 2600 K
- ▶ Highly efficient optics with extra wide 6° - 46° zoom range
- ▶ Even and flat projection field without hot spots at any zoom angle
- ▶ Rotating animation wheel
- ▶ Rotating gobo wheel with 7 interchangeable indexable glass gobos + open
- ▶ Static gobo wheel with 8 interchangeable glass gobos + open
- ▶ Rotatable and indexable 3-facet circular prism plus 6-facet linear prism
- ▶ Variable frost for wash-like effects plus stepless iris
- ▶ Ultra smooth 16-bit dimming with 4 selectable curves



FOR MORE INFORMATION AND ACCESSORIES
PLEASE SCAN THE QR-CODES

CLOS5



ACCESSORIES



OPUS® SP5



OPUS® SP5+

OPUS® SP5 / SP5+ PROFILE SPOT MOVING HEADS

- ▶ Super bright profile moving heads with 15,000 lm or 22,000 lm output
- ▶ Advanced CMY colour mixing system plus colour wheel with 7 dichroic filters
- ▶ Linear CTO correction from 6500 - 2600 K for authentic tungsten emulation
- ▶ High quality optics with 130 mm front lens and extra wide 6° - 42° zoom range
- ▶ Even and flat projection field without hot spots at any zoom angle
- ▶ 4-blade framing system with +/- 45° rotation
- ▶ Angle and position of each shutter blade individually controllable up to full blackout
- ▶ Animation wheel module to replace framing shutter (available as accessory)
- ▶ Rotating gobo wheel with 7 replaceable indexable glass gobos + open
- ▶ Static gobo wheel with 8 replaceable glass gobos + open



FOR MORE INFORMATION AND ACCESSORIES
PLEASE SCAN THE QR-CODES

CLOSP5P



CLOSP5PLUS



ACCESSORIES





OPUS® SP5 FC

PROFILE SPOT MOVING HEAD

- ▶ Profile spot moving head with 300 W Full Colour RGBAL-LED
- ▶ Display the complete colour spectrum with CRI >90 and TLCI 93
- ▶ High-quality optic with especially long zoom range of 6° - 44°
- ▶ Even projection without colour shadows
- ▶ Fourfold diaphragm slider system with +/- 45° rotation
- ▶ Angle and position of each diaphragm slider adjustable up to complete closure
- ▶ Rotatable animation wheel
- ▶ Rotating gobo wheel with 6 indexable and rotatable replaceable glass gobos plus open
- ▶ Static gobo wheel with 7 replaceable glass gobos plus open
- ▶ Rotatable and indexable circular threefold prism and linear sixfold prism
- ▶ Variable frost filter for washlight effects and continuously variable iris diaphragm



FOR MORE INFORMATION AND ACCESSORIES
PLEASE SCAN THE QR-CODES

CLOSP5FC



ACCESSORIES






OPUS® W5

WASH MOVING HEAD

- ▶ Wash moving head with 15,400 lm
- ▶ CMY colour mixing and 2 additional colour wheels, each with 7 dichroic filters
- ▶ Linear CTO correction from 6500 - 2600 K
- ▶ High-quality optics with 170 mm PC lens and extremely wide zoom range from 6° - 48°
- ▶ Even and flat projection field without hot spots at any zoom angle
- ▶ 4-blade framing system with +/- 45° rotation, individually controllable up to full blackout
- ▶ Variable frost plus stepless iris
- ▶ Flicker-free operation thanks to selectable PWM frequencies up to 25 kHz
- ▶ Battery powered touchscreen display plus 6 touch buttons for offline configuration
- ▶ Flexible control via built-in W-DMX™ Transceiver, DMX, RDM, Art-Net or sACN



FOR MORE INFORMATION AND ACCESSORIES
PLEASE SCAN THE QR-CODES

CLOW5



ACCESSORIES






OPUS® H5

BEAM SPOT WASH HYBRID MOVING HEAD

- ▶ Extremely flexible beam spot wash hybrid moving head with 18,000 lm / 407,000 lux at 10 m
- ▶ CMY colour blending and additional colour wheel with 13 dichroic filters
- ▶ High-quality optics with 130 mm front lens and especially wide zoom range of 2° to 42°
- ▶ A total of five prisms at two levels for varied mid-air effects
- ▶ High CRI filter (>85) for enhanced colour reproduction and adaptation to TV and film cameras
- ▶ 9 interchangeable, rotating gobos and 13 static gobos
- ▶ Smooth dimming with 16-bit resolution and 4 selectable curves
- ▶ Battery-operated touchscreen display with push encoder for quick and simple set-up
- ▶ Flexible control via built-in W-DMX™ transceiver, DMX, RDM, Art-Net or sACN
- ▶ Osram lamp Sirius HRI 470 W, two Omega brackets and power cable included



FOR MORE INFORMATION AND ACCESSORIES
PLEASE SCAN THE QR-CODES

CLOH5



ACCESSORIES





EVOS® W7

LED WASH MOVING HEAD

- ▶ Wash beam moving head with 12,500 lm luminous flux
- ▶ Light intensity of 96,000 lx at 1 m
- ▶ 19 full-colour 40 W RGBW LEDs
- ▶ Precise colour reproduction with CRI > Ra 90
- ▶ Individual control of all LEDs (Single Pixel Control)
- ▶ Zoom range of 4.5° - 34° (beam) / 7° - 55° (field)
- ▶ Adjustable refresh rate of between 800 Hz and 25 kHz
- ▶ Control via DMX, RDM Art-Net3, sACN or KlingNet
- ▶ Intuitive rotary encoder for easy configuration
- ▶ Includes Beam Shaper for asymmetrical beams



FOR MORE INFORMATION AND ACCESSORIES
PLEASE SCAN THE QR-CODES

CLEW7



ACCESSORIES





EVOS® W3

COMPACT LED WASH MOVING HEAD

- ▶ LED wash fixture moving head with 4100 lm luminous flux
- ▶ 53,000 lx illuminance at a distance of 3 m
- ▶ Full colour LED with additional warm white chip
- ▶ Ideally suited for illumination thanks to high CRI > 90 at 3200 K
- ▶ All LEDs individually controllable (pixel mapping capability) for matrix effects
- ▶ Large 4.5° - 55° zoom range
- ▶ Adjustable refresh rate for flicker-free camera imagery
- ▶ DMX, RDM, Art-Net3, sACN, KlingNet, or W-DMX™ control possible
- ▶ Preset LEE colour filters for problem-free use with conventional spotlights
- ▶ Battery-operated display with intuitive encoder operation for offline configuration



FOR MORE INFORMATION AND ACCESSORIES
PLEASE SCAN THE QR-CODES

CLEW3



ACCESSORIES






NEW

INDOOR MOVING HEADS | **cameo**

AZOR[®] SP2

COMPACT SPOT PROFILE MOVING HEAD

- ▶ 300 W LED with 13,000 lm luminous flux
- ▶ Motorized framing blades on 4 layers (+/- 60° rotatable)
- ▶ Zoom range: 3° - 50°
- ▶ CMY colour mixing and additional colour wheel with 8 dichroic colour filters
- ▶ Rotating gobo wheel with 7 indexable / rotatable, exchangeable glass gobos + open
- ▶ Overlapping prisms (linear + circular)
- ▶ Linear CTO for colour temperature modulation in lighting setups
- ▶ Selectable PWM frequencies up to 25 kHz for flicker-free operation
- ▶ Silent operation in 3 different fan modes



FOR MORE INFORMATION AND ACCESSORIES
PLEASE SCAN THE QR-CODES

CLAZORSP2



ACCESSORIES





AZOR[®] S2

COMPACT SPOT MOVING HEAD

- ▶ Compact spot moving head
- ▶ 300 W LED with 13,000 lm luminous flux
- ▶ Zoom range: 5° - 50
- ▶ CMY colour mixing
- ▶ Additional colour wheel with 8 dichroic colour filters
- ▶ Rotating gobo wheel with 8 indexable/rotatable, exchangeable glass gobos + open
- ▶ Static gobo wheel with 11 gobos + open
- ▶ Selectable PWM frequencies up to 25 kHz for flicker-free operation
- ▶ Neutrik[®] True1-compatible inputs/outputs
- ▶ OLED display with 4 buttons



FOR MORE INFORMATION AND ACCESSORIES
PLEASE SCAN THE QR-CODES

CLAZORS2



ACCESSORIES



NEW

INDOOR MOVING HEADS | 

AZOR® W2

COMPACT WASH MOVING HEAD

- ▶ 7 x 40 W RGBL LEDs with 3600 lm luminous flux
- ▶ Zoom range: 4° - 50°
- ▶ Single pixel control of all 7 LEDs
- ▶ Eclipse Burst Effect for blinder, strobe and pixel effects
- ▶ Selectable PWM frequencies up to 25 kHz for flicker-free operation
- ▶ iDMX stick input for wireless DMX connection
- ▶ OLED display with 4 buttons



FOR MORE INFORMATION AND ACCESSORIES
PLEASE SCAN THE QR-CODES

CLAZORW2



ACCESSORIES





AZOR® B1

COMPACT BEAM MOVING HEAD

- ▶ Beam moving head with 180,000 lx light intensity at 3 m
- ▶ Optical glass lens with extremely narrow 2° beam angle
- ▶ 16-bit three-phase motors
- ▶ 540° panning and 270° tilting with automated position correction.
- ▶ Motorised focusing
- ▶ 14 colours plus open and split colours
- ▶ 17 static gobos plus open
- ▶ Rotatable and indexable circular eightfold prism
- ▶ Rotatable and indexable linear sixfold prism
- ▶ 4 programmable macros for standalone and master-slave operation
- ▶ 3-pin & 5-pin DMX sockets and Power Twist power in and power out sockets



FOR MORE INFORMATION AND ACCESSORIES
PLEASE SCAN THE QR-CODES

CLAB1



ACCESSORIES





AURO® SPOT 200



AURO® SPOT Z300

AURO® SPOT 200 / Z300


SPOT MOVING HEADS

AURO® SPOT Z300

- ▶ Compact spot moving head with 7500 lm luminous flux and 10° - 25° zoom range
- ▶ Automatic position correction + motorized focus for accurate and easy positioning
- ▶ 2 gobo wheels with 6 rotating gobos (indexable and exchangeable) and 6 fixed gobos + open for versatile projection options

AURO® SPOT 200

- ▶ RDM enabled moving head with advanced remote device management capabilities
- ▶ Powerful illumination with 130,000 lx at 1 m for bright and dynamic lighting effects
- ▶ High speed 3-phase motors and 16-bit resolution for precise and smooth movement



FOR MORE INFORMATION AND ACCESSORIES
PLEASE SCAN THE QR-CODES

CLAS200



CLASZ300



ACCESSORIES





MOVO® BEAM 100




MOVO® BEAM Z100

MOVO® BEAM 100 / Z100

ENDLESS ROTATION BEAM MOVING HEADS WITH LED RING

- ▶ Ultra-bright 60 W Osram RGBW LED for saturated primary colours, subtle pastel hues and natural shades of white
- ▶ The zoom version offers a motor zoom with 4° - 30° range
- ▶ Individually controllable 4-segment RGB LED surround with single pixel control
- ▶ 2 high-speed motors for ultra-fast continuous pan and tilt
- ▶ Fantastic automated modes
- ▶ 4 selectable dimming curves
- ▶ 4 DMX modes and standalone, master or slave operation
- ▶ 2.5" TFT display and touch sensitive buttons for intuitive configuration
- ▶ Omega mounting bracket included



FOR MORE INFORMATION AND ACCESSORIES
PLEASE SCAN THE QR-CODES

CLMB100



CLMBZ100



ACCESSORIES





MOVObEAM[®] BEAM 200

ENDLESS ROTATION BEAM MOVING HEAD

- ▶ Ultra-bright 60 W OSRAM RGBW LED with 1200 lm
- ▶ Individually controllable 24-segment LED ring
- ▶ Two high-speed, high torque motors for ultra-fast endless pan and tilt
- ▶ Extremely narrow 2° beam angle
- ▶ Dramatic, automated operating modes
- ▶ 4 selectable dimming curves
- ▶ 7 DMX modes, standalone or master/slave operation
- ▶ Backlight LCD display and encoder wheel for quick and simple set-up
- ▶ Omega bracket for versatile mounting included



FOR MORE INFORMATION AND ACCESSORIES
PLEASE SCAN THE QR-CODES

CLMB200



OUTDOOR STATIC LIGHTS

LOCATION:
HOKUS POKUS FESTIWELT
GIESSEN (GERMANY)

PRODUCTS USED:
OPUS® X PROFILE (6 UNITS)
OPUS® H5 (18 UNITS)
MOVO® BEAM 200 (30 UNITS)
EVOS® W7 (24 UNITS)
ZENIT® W600 SMD (20 UNITS)

OPERABLE
WITH
UNICON®

OUTDOOR STATIC LIGHTS | **cameo**



ZENIT® W300

ZENIT® W600



reddot design award
winner 2018



ZENIT® W300 / W600

OUTDOOR LED WASH LIGHTS

WIRELESS SOLUTION
MADE IN SWEDEN



- ▶ 40 x 15 W RGBW LEDs with 21,000 lm total output for uniform and powerful colour mixing (W600)
- ▶ 21 x 15 W RGBW LEDs with 10,000 lm total output for uniform and powerful colour mixing (W300)
- ▶ Optional SnapMag® filter frames for 25°, 45°, 100° or elliptical 60° x 10° beam angle selection and installation without tools or dismantling
- ▶ Built-in 2.4 GHz W-DMX™ transceiver
- ▶ Wireless master-and-slave function
- ▶ W-DMX™, RDM, DMX or IR control plus standalone modes with automated programs
- ▶ IP65 rating for outdoor use
- ▶ Temperature controlled fans for optimised operation and low noise
- ▶ 16-bit technology for high-resolution colours and dimming



FOR MORE INFORMATION AND ACCESSORIES
PLEASE SCAN THE QR-CODES

CLZW600



CLZW300



ACCESSORIES



OPERABLE
WITH
UNICON®

OUTDOOR STATIC LIGHTS | **cameo**



ZENIT® W600 TW

OUTDOOR LED WASH LIGHT FOR FIXED INSTALLATION

WIRELESS SOLUTION
MADE IN SWEDEN 

- ▶ 40 x 12 W CW / WW LEDs with 31,000 lm luminous flux for intensive "Tunable White" mix
- ▶ 18° beam angle and 35° field angle without diffusion lens
- ▶ SnapMag® filter frames with 25°, 45°, 100°, 60° x 10°, 90° x 10° beam angles available separately
- ▶ Control via DMX, RDM (via DMX) and automated programs
- ▶ IP65 rated for outdoor use
- ▶ Integrated 2.4 GHz W-DMX™ transceiver
- ▶ Wireless master-and-slave operation
- ▶ Temperature-controlled fans for optimised, low-noise operation
- ▶ Colour temperature from 2600 K - 6500 K



FOR MORE INFORMATION AND ACCESSORIES
PLEASE SCAN THE QR-CODES

CLZW600TW



ACCESSORIES



NEW


OUTDOOR STATIC LIGHTS | 

ZENIT® W300 TW

OUTDOOR LED WASH LIGHT TUNABLE WHITE VERSION



- ▶ 21 x 12 W Tunable White LEDs with 23,000 lm total output for intensive white mixing
- ▶ 18° beam and 35° field angles without diffuser
- ▶ Optional SnapMag® filter frames for 25°, 45° or 100° and elliptical 60° x 10° beam angle selection and installation without tools or dismantling
- ▶ Built-in 2.4 GHz W-DMX™ transceiver
- ▶ Wireless master and slave operation
- ▶ W-DMX™, RDM, DMX or IR control additionally standalone modes with automated programs
- ▶ IP65 rating for outdoor use
- ▶ Low-noise temperature controlled fans for optimised operation
- ▶ Colour temperature from 2600 K - 6500 K



FOR MORE INFORMATION AND ACCESSORIES
PLEASE SCAN THE QR-CODES

CLZW300TW



ACCESSORIES



OPERABLE
WITH
UNICON®

OUTDOOR STATIC LIGHTS | **cameo®**

ZENIT® W600 (D) SMD

OUTDOOR LED WASH LIGHT FOR FIXED INSTALLATION

WIRELESS SOLUTION
MADE IN SWEDEN 



ZENIT® W600 SMD

ZENIT® W600 D-SMD

- ▶ 576 Daylight SMD LEDs and extreme brightness up to 90,000 lm for the D-SMD version
- ▶ 504 SMD 4-in-1 LEDs and extreme brightness up to 41,000 lm for the SMD version
- ▶ Precise and high-resolution colours, as well as mixed colours in the RGBW spectrum (SMD)
- ▶ 12 (SMD) or 48 (D-SMD) individually controllable segments
- ▶ Boost in blinder mode for temporarily increased output
- ▶ IP65 rated for permanent outdoor use
- ▶ High-resolution dimmer response thanks to 16-bit technology
- ▶ 2700 - 6500 K colour temperature and CRI 85 for uncompromised colour reproduction (SMD)
- ▶ 5700 K colour temperature and CRI (D-SMD)
- ▶ Integrated 2.4 GHz W-DMX™ transceiver
- ▶ Control via W-DMX™, DMX and RDM (via DMX and W-DMX™)
- ▶ Temperature-controlled fans for optimised low-noise operation



FOR MORE INFORMATION AND ACCESSORIES
PLEASE SCAN THE QR-CODES

CLZW600SMD



CLZW600DSMD



ACCESSORIES



NEW

OUTDOOR STATIC LIGHTS | 

ZENIT® W300 SMD

COMPACT IP65 SMD LED WASH LIGHT & STROBE



- ▶ Featuring a total of 270 SMD 4-in-1 LEDs with up to 19,000 lm luminous flux for extreme brightness
- ▶ Precise and high-resolution colours, as well as mixed colours in the RGBW spectrum
- ▶ 6 individually controllable segments
- ▶ Boost in blinder mode for temporarily increased output
- ▶ IP65 rated for permanent outdoor use
- ▶ High-resolution dimmer response thanks to 16-bit technology
- ▶ 2700 - 6500 K colour temperature and CRI >85 for uncompromised colour reproduction
- ▶ Integrated 2.4 GHz W-DMX™ transceiver
- ▶ Control via W-DMX™, DMX and RDM (via DMX and W-DMX™)
- ▶ Temperature-controlled fans for optimised low-noise operation



FOR MORE INFORMATION AND ACCESSORIES
PLEASE SCAN THE QR-CODES

CLZW300SMD



ACCESSORIES



OPERABLE
WITH
UNICON®

OUTDOOR STATIC LIGHTS | **cameo**



ZENIT® B200

BATTERY POWERED OUTDOOR WASH LIGHT

WIRELESS SOLUTION
MADE IN SWEDEN



- ▶ 21 x 15 W RGBW LEDs with 6600 lm total output for uniform colour mixes
- ▶ Long-life super capacity lithium-ion battery for reliable operation
- ▶ Battery Management System prevents overcharging and exhaustive discharge
- ▶ 21° beam and 40° field angles without diffuser
- ▶ Optional SnapMag® filter frames for 25°, 45°, 100° or elliptical 60° x 10° beam angle selection and installation without tools or dismantling
- ▶ Built-in 2.4 GHz W-DMX™ transceiver
- ▶ Wireless master and slave operation
- ▶ W-DMX™, RDM, DMX or IR control plus standalone modes with automated programs



FOR MORE INFORMATION AND ACCESSORIES
PLEASE SCAN THE QR-CODES

CLZB200



ACCESSORIES



reddot award 2019
winner lighting design



GERMAN
DESIGN
AWARD
WINNER
2020



ZENIT® Z120 G2



ZENIT® Z180 G2

OPERABLE WITH UNICON®

OUTDOOR STATIC LIGHTS | cameo®

ZENIT® Z120 / Z180 G2

OUTDOOR LED WASH LIGHT FOR FIXED INSTALLATION

- ▶ Professional high output PAR can with 7° - 55° (Z120) zoom or with 10 - 40° zoom (Z180)
- ▶ Fast, flexible mounting options via patented SPIN16® technology, featuring a mounting bracket with an integrated 16 mm TV spigot
- ▶ 120 W or 180 W RGBW COB LED
- ▶ High resolution 16-bit colour mixing and dimming
- ▶ Colour temperature correction
- ▶ Variable white balance
- ▶ 4 selectable dimming curves with adjustable response
- ▶ Security lock against unauthorised menu access
- ▶ RDM enabled
- ▶ Flicker-free, ideal for TV and film applications
- ▶ IP65 rating for outdoor use
- ▶ 5-pin DMX sockets and IP65-rated powerCON TRUE1-compatible power sockets
- ▶ Optional Cameo Omega Bracket (CLOMEGABRACKET1) available as accessory



FOR MORE INFORMATION AND ACCESSORIES PLEASE SCAN THE QR-CODES

CLZZ120G2



CLZZ180G2



ACCESSORIES



OPERABLE
WITH
UNICON®

OUTDOOR STATIC LIGHTS | **cameo®**



OSRAM
LED TECHNOLOGY INCLUDED

ZENIT® P130 LSD

PROFESSIONAL OUTDOOR PAR CAN IP65
WITH INNOVATIVE LIGHT SHAPING DIFFUSORS

- ▶ Professional IP65 outdoor PAR can with 4 x 32 W RGBW Osram OSTAR LEDs and 8° beam angle
- ▶ Includes 2 innovative light shaping diffusers for beam angles of 25° or 45° while maintaining transmission efficiency
- ▶ RDM capability
- ▶ 16-bit technology for high-resolution Colours and dimming
- ▶ Flicker-free, ideal for motion picture and TV applications
- ▶ Colour temperature and individual LED Colour correction
- ▶ 4 ultra smooth dimming curves and adjustable halogen lamp-like dimming response
- ▶ 7 modes of DMX control plus master, slave and standalone capability
- ▶ OLED display with 4 touch buttons for easy configuration
- ▶ Security lock against unauthorised menu access
- ▶ Convection cooling for noise-free performance



FOR MORE INFORMATION AND ACCESSORIES
PLEASE SCAN THE QR-CODES

CLZP130LSD



ACCESSORIES



OPERABLE
WITH
UNICON®

OUTDOOR STATIC LIGHTS | 

ZENIT® B60 B LSD

BATTERY-POWERED W-DMX™ IP65 PAR LIGHT - BLACK HOUSING

- ▶ Battery-powered W-DMX™ PAR spotlights with IP65 protection rating
- ▶ 4 x 15 W RGBW LEDs with 1900 lm total output for uniform colour mixing
- ▶ Long-life, powerful lithium-ion battery for reliable operation
- ▶ Battery management system prevents overcharging and exhaustive discharge
- ▶ Built-in 2.4 GHz W-DMX™ receiver
- ▶ Wireless DMX, standard DMX, RDM and IR control or via the four touch buttons display
- ▶ Includes two light shaping diffusers for flexible 11°, 25° or 40° beam spread options, elliptical diffuser 60° x 10° available as accessory
- ▶ 16-bit technology for high-resolution colours and dimming
- ▶ OLED display with four touch buttons for easy configuration
- ▶ Security lock against unauthorised menu access



FOR MORE INFORMATION AND ACCESSORIES
PLEASE SCAN THE QR-CODES

CLZB60BLSD



ACCESSORIES





reddot winner 2023



S4 IP

S2 IP


OPERABLE WITH UNICON®

OUTDOOR STATIC LIGHTS | cameo®

S SERIES

IP65 LED SOFTLIGHT PANELS

- ▶ 544 (S4 IP), 272 (S2 IP) single SMD LEDs per colour (RGBWW) in 4-cluster arrangement
- ▶ Enables outdoor use thanks to IP65 classification
- ▶ Adjustable temperature range from 1800 - 10,000 K
- ▶ Adjustable PWM frequency for flicker-free operation
- ▶ Manual operation on the unit or via EZRemote with the optional UNICON® (CLIREMOTE)
- ▶ Control options via DMX, W-DMX™, Art-Net, sACN & RDM
- ▶ Ergonomic handles and recessed controls for safe handling
- ▶ High colour rendering values (CRI 95, TLCI 91), plus 85% coverage of Rec. 2020 colour space
- ▶ Optional dark filter integrates the panel into any scenery
- ▶ Numerous accessory options such as Honey Combs, Intensifier, Barndoor and many more



FOR MORE INFORMATION AND ACCESSORIES PLEASE SCAN THE QR-CODES

CLS2IP



CLS4IP



ACCESSORIES



NEW

OUTDOOR STATIC LIGHTS | 



PIXBAR® SMD IP G2



PIXBAR® TW IP G2



PIXBAR® 600 IP G2



















PIXBAR® 400 IP G2

PIXBAR® G2

IP65 LED BARS

- ▶ Available in RGBW, RGBWAUV, SMD and TW
- ▶ Simple and efficient interconnection of up to 3 units with the optional STACK-KIT
- ▶ Slideable feet for truss-Bracing positioning
- ▶ Optional VERTI-MOUNT for standing or hanging application
- ▶ Easy slide-in filter mechanism
- ▶ Fanless cooling design
- ▶ High brightness and accurate colour mixing
- ▶ SPIN16® included

 GREEN SOLUTION	 TECHNOLOGY	 RGBW	 RGBWA	 UV
 TUNABLE WHITE	 512 DMX	 W-DMX™	 RDM	 STAND ALONE MODE
 MASTER/SLAVE	 SINGLE PIXEL CONTROL	 SEGMENT PIXEL CONTROL	 STROBE EFFECT	 FLICKER FREE
 DIM TO WARM	 IP65			

FOR MORE INFORMATION AND ACCESSORIES
PLEASE SCAN THE QR-CODES

PIXBAR G2




ACCESSORIES






F2 T IP



F2 FC IP



F2 D IP

F2 IP

IP65 FRESNEL SPOTLIGHTS

- ▶ Outdoor-ready thanks to IP65 classification
- ▶ True-to-life colour rendering, CRI 96, TLCI 97
- ▶ Stepless zoom for beam angles from 15° to 40°
- ▶ 4 selectable 16-bit dimmer curves with adjustable response behavior
- ▶ Optimised function through highly efficient heat pipe cooling and temperature-controlled fan
- ▶ RDM-capable
- ▶ Selectable pulse width modulation frequencies up to 25 kHz
- ▶ Flicker-free and low-noise operation, ideal for TV, film and theatre
- ▶ Including 8-fold sash limiter and gel frame



FOR MORE INFORMATION AND ACCESSORIES
PLEASE SCAN THE QR-CODES

CLF2DIP



CLF2FCIP



CLF2TIP



ACCESSORIES



F4 D PO IP



F4 FC PO IP



F4 T PO IP

F4 PO IP

POLE-OPERATED IP65 FRESNEL SPOTLIGHTS

- ▶ Fresnel spotlight with Daylight, Full Colour and Tungsten LED
- ▶ Infinitely variable colour temperature adjustment (1600 K - 6500 K) (Full Colour version)
- ▶ IP65-certified for permanent outdoor use
- ▶ Pole-operated for efficient use in different environments (TV studios, etc.)
- ▶ Natural colour reproduction (CRI > 90) (Full Colour version)
- ▶ Continuous zoom range from 14° to 43° or 52°, depending on model
- ▶ Flicker-free camera images thanks to selectable pulse width modulation frequencies up to 25 kHz
- ▶ Selectable 16-bit dimmer curves for smooth dimming
- ▶ 8-way barn door and colour filter frame included
- ▶ Highly efficient cooling system and silent mode for noise-free operation



FOR MORE INFORMATION AND ACCESSORIES
PLEASE SCAN THE QR-CODES

CLF4DPOIP



CLF4FCPOIP



CLF4TPOIP



ACCESSORIES





FLAT PRO® 7 G2



FLAT PRO® 12 G2



FLAT PRO® 18 G2

FLAT PRO G2

RGBWA LED OUTDOOR SPOTLIGHTS

- ▶ 7 x 10 W / 12 x 10 W / 18 x 10 W 5-in-1 RGBWA LEDs, depending on product
- ▶ IP65 certified for permanent outdoor use
- ▶ Noiseless & flicker-free operation for theatres, broadcasting & film
- ▶ Professional Neutrik® True1-compatible inputs/outputs & IP65 DMX input/output sockets
- ▶ Robust, flat and compact metal housing
- ▶ Patented EZChase® DMX Delay: running lights effect without DMX control
- ▶ OLED display with touch-sensitive keys
- ▶ Calibrated LEDs
- ▶ Improved design with built-in carry grip
- ▶ Optionally available: SPIN16® spigot, Omega bracket



FOR MORE INFORMATION AND ACCESSORIES
PLEASE SCAN THE QR-CODES

CLPFLATPRO7G2



CLPFLATPRO12G2



CLPFLATPRO18G2



ACCESSORIES





DROP® B1



DROP® B4



DROP® P4

ALSO
AVAILABLE
AS SET

OUTDOOR STATIC LIGHTS | cameo®

DROP® SERIES

(BATTERY POWERED) OUTDOOR UPLIGHTS

DROP® B1 / DROP® B4 CLDROPB1 / CLDROPB4

- ▶ Built-in 2.4 GHz W-DMX™ receiver
- ▶ Battery management system prevents overcharging and deep discharging
- ▶ 16-bit technology for high-resolution colours and dimming
- ▶ W-DMX™ and infrared control or operation via OLED display
- ▶ Diffusers for flexible beam angles
- ▶ Hemispherical diffuser makes the lamp itself a design highlight
- ▶ Also available as a set with power supply (product no. CLDROPB1SET1) or as touring set, six units in a flightcase with charging feature (product no. CLDROPB1SET2)

DROP® P4 CLDROPP4

- ▶ 4 x 15 W RGBWAUV LEDs
- ▶ Built-in 2.4 GHz W-DMX™ receiver
- ▶ 16-bit technology for high-resolution colours and dimming
- ▶ Power supply via mains cable



FOR MORE INFORMATION AND ACCESSORIES
PLEASE SCAN THE QR-CODES

CLDROPB1



CLDROPB4



CLDROPP4



ACCESSORIES



INDOOR STATIC LIGHTS

LOCATION:
PHANTASIALAND
BRÜHL (GERMANY)

PRODUCTS USED:
OPUS® X (12 UNITS)
OPUS® S5 (35 UNITS)
OPUS® SP5 (8 UNITS)
OPUS® W5 (22 UNITS)
EVOS® W7 (28 UNITS)





P2 D

P2 FC

P2 T

P2 SERIES

LED PROFILE SPOTLIGHTS

- ▶ Available in Full-Colour (RGBAL), Tungsten or Daylight versions with 230 W COB LED
- ▶ High CRI (>97 Ra) and TLCI (>93) for natural colour rendering
- ▶ Stepless adjustment of colour temperature 2700 K - 6500 K
- ▶ Interchangeable fixed optics (19°, 26°, 36°, 50°) and zoom optics (15°-30°, 25°-50°)
- ▶ Time-saving Quicklight function with push encoder operation
- ▶ Selectable pulse width modulation (up to 25 kHz) for flicker-free operation
- ▶ Control via DMX, RDM or W-DMX™ (via optional Cameo iDMX stick)
- ▶ Silent fan with different fan modes for every application area



FOR MORE INFORMATION AND ACCESSORIES
PLEASE SCAN THE QR-CODES

CLP2D



CLP2FC




CLP2T




ACCESSORIES






F1 FC



F1 T



F1 D

F1 SERIES

COMPACT LED FRESNEL SPOTLIGHTS

- ▶ Full-Colour (RGBW), Tungsten and Daylight Fresnel LED spotlights
- ▶ Replacing conventional 650 W halogen Fresnel spotlights
- ▶ Powerful, vibrant colour reproduction & continuous setting of the colour temperature 1600 K - 6500 K, CRI > 90 (FC model)
- ▶ Continuously variable zoom range (15° - 53°)
- ▶ Flicker-free camera images thanks to selectable pulse-width modulation up to 25 kHz
- ▶ Four selectable dimmer curves with adjustable response
- ▶ Highly efficient cooling system and silent mode for noise-free operation
- ▶ 8-way barn door and gel frame included
- ▶ Compact and lightweight design for mobile applications
- ▶ Optionally expandable with the V-mount battery plate for battery operation



FOR MORE INFORMATION AND ACCESSORIES
PLEASE SCAN THE QR-CODES

CLF1D



CLF1FC



CLF1T




ACCESSORIES





F2 D

F2 T



F2 FC

F2 SERIES

LED FRESNEL SPOTLIGHTS

- ▶ Full-Colour (RGBW), Tungsten and Daylight Fresnel LED spotlights
- ▶ Seamless colour temperature adjustment from 1600 K to 6500 K (FC models)
- ▶ Continuous zoom for beam angles from 18° to 55°
- ▶ Four selectable 16-bit dimmer curves with adjustable response
- ▶ Highly efficient cooling thanks to a heatpipe and temperature-controlled fan
- ▶ Control via DMX and RDM
- ▶ Selectable pulse width modulation frequencies up to 25 kHz
- ▶ Flicker-free and noiseless operation, ideal for TV, film, photography studios and theatre
- ▶ Includes 8-way barn door and gel filter frames



FOR MORE INFORMATION AND ACCESSORIES
PLEASE SCAN THE QR-CODES

CLF2D



CLF2FC



CLF2T



ACCESSORIES




NEW

INDOOR STATIC LIGHTS | 

F2 FC+

SPECTRUM-OPTIMISED FRESNEL SPOTLIGHT WITH RGBAL LED



- ▶ Full colour Fresnel with RGBAL LED
- ▶ High CRI (>94) and TLCI (>93) for natural colour rendering
- ▶ Seamless colour temperature adjustment from 1800 K - 8000 K
- ▶ Adjustable green-magenta correction
- ▶ Brilliant colours and precise white tone adjustment
- ▶ Continuous zoom for beam angles from 18° to 55°
- ▶ Four selectable 16-bit dimmer curves with adjustable response
- ▶ Flicker-free and noiseless operation, ideal for TV, film, photography studios and theatre
- ▶ Includes 8-way barn door and gel filter frames



FOR MORE INFORMATION AND ACCESSORIES
PLEASE SCAN THE QR-CODES

CLF2FCPLUS



ACCESSORIES





F2 FC PO



F2 T PO



F2 D PO

F2 PO SERIES

LED FRESNEL SPOTLIGHT WITH DAYLIGHT, TUNGSTEN OR RGBW LED

- ▶ Full-Colour (RGBW), Tungsten and Daylight Fresnel LED spotlights
- ▶ Pole-operated versions are easy to operate from the floor with a pole for pan, tilt and zoom
- ▶ Seamless colour temperature adjustment from 1600 K - 6500 K (FC models)
- ▶ Continuous zoom for beam angles from 18° - 55°
- ▶ Four selectable 16-bit dimmer curves with adjustable response
- ▶ Highly efficient cooling thanks to a heatpipe and temperature-controlled fan
- ▶ Control via DMX and RDM
- ▶ Selectable pulse width modulation frequencies up to 25 kHz
- ▶ Flicker-free and noiseless operation, ideal for TV, film, photography studios and theatre
- ▶ Includes 8-way barn door and gel filter frames



FOR MORE INFORMATION AND ACCESSORIES PLEASE SCAN THE QR-CODES

CLF2DPO



CLF2FCPO




CLF2TPO




ACCESSORIES





F4 FC

F4 D



F4 T

F4 SERIES

LED FRESNEL SPOTLIGHTS

- ▶ Full-Colour (RGBW), Tungsten and Daylight Fresnel LED spotlights
- ▶ Seamless colour temperature adjustment from 1600 K - 6500 K, CRI >90 (FC model)
- ▶ Continuous zoom for beam angles from 12° to 40°
- ▶ 16-bit technology for high-resolution dimming
- ▶ Highly efficient heat pipe cooling with temperature-controlled fan
- ▶ RDM-capable with silent mode for studio use
- ▶ Four selectable dimmer curves with adjustable response
- ▶ Flicker-free and silent operation, ideal for TV, film and theatre
- ▶ Quicklight function to save time when setting lights
- ▶ 8-way barndoor and colour filter frames included



FOR MORE INFORMATION AND ACCESSORIES
PLEASE SCAN THE QR-CODES

CLF4D



CLF4FC



CLF4T



ACCESSORIES



reddot winner 2020

OPERABLE
WITH
UNICON®

INDOOR STATIC LIGHTS | 

LUXIS® FC

FULL COLOUR LED PAR 200 W RGBALC

- ▶ Static spotlight with RGBALC single source COB light source
- ▶ Compatible with the patented SPIN16® technology (CLZSPIN16)
- ▶ No multishadows or unsightly colour edges
- ▶ High CRI 94 Ra, strong light output of over 8500 lm
- ▶ CCT infinitely variable from 1900 K - 8000 K
- ▶ Strong primary colours and beautiful pastel shades
- ▶ Easily exchangeable front lens for beam angles between 9° and 48°
- ▶ Push encoder on the back for simple and quick operation of the most important functions such as dimmer, CCT or Green-Magenta Shift
- ▶ Very quiet fan with different fan modes for every application purpose
- ▶ Calibrated LED for cross-batch colour fidelity
- ▶ USB port for optionally available iDMX stick



FOR MORE INFORMATION AND ACCESSORIES
PLEASE SCAN THE QR-CODES

CLLUXISFC



ACCESSORIES




STUDIO PAR G2 SERIES

LED PAR SPOTLIGHTS

- ▶ LED PAR Spotlights offering 3 types of LEDs (RGBW, RGBWAUV, Tunable White)
- ▶ 4700 lm luminous flux for RGBW and RGBWAUV versions
- ▶ Revised design with many workflow optimisations
- ▶ Selectable pulse width modulation (up to 25 kHz) for flicker-free operation
- ▶ Virtually silent operation in "Silent Fan Mode"
- ▶ Intuitive holding mechanism for colour filter frames
- ▶ Wireless control via W-DMX™ via optional Cameo iDMX stick
- ▶ Simple configuration via OLED display
- ▶ PowerCON compatible power connector
- ▶ Fold-out 16 mm TV spigot (SPIN16®) can be retrofitted as an option

CLPSTWG2 only

- ▶ 12 x 10 W 3-in-1 Tunable White LED with 4150 lm luminous flux
- ▶ Variable white light (2800 K - 6800 K) + amber
- ▶ High colour fidelity: CRI>95



FOR MORE INFORMATION AND ACCESSORIES
PLEASE SCAN THE QR-CODES

CLPST4G2



CLPST6G2



CLPSTTWG2



ACCESSORIES



STUDIO PAR TW G2



STUDIO PAR 4 G2



STUDIO PAR 6 G2



ROOT PAR 4 WH



ROOT PAR 4

ALSO
AVAILABLE
AS SET

INDOOR STATIC LIGHTS | 

ROOT PAR 4

LED PAR SPOTLIGHTS

- ▶ Powerful 7 x 4 W quad-colour LED PAR can with 1350 lm light output
- ▶ Excellent RGBW colour mixing
- ▶ Lenses optimised for even light intensity
- ▶ DMX and power input and output for daisy-chaining several devices
- ▶ Exclusive, patented EZchase® DMX delay feature for simple chase effects
- ▶ PowerCON-compatible power connection
- ▶ Configuration via four keys and OLED display
- ▶ Built-in microphone for sound control
- ▶ USB port for iDMX stick for wireless DMX connection via W-DMX™
- ▶ Flat, compact ABS housing with rubber feet
- ▶ Twin mounting bracket included, tilt adjustment screw for uplighting



FOR MORE INFORMATION AND ACCESSORIES
PLEASE SCAN THE QR-CODES

CLROOTPAR4



CLROOTPAR4WH



ACCESSORIES





ROOT PAR 6 WH



ROOT PAR 6

ALSO
AVAILABLE
AS SET

ROOT PAR 6

LED PAR SPOTLIGHTS

- ▶ Powerful 6 x 12 W hex-colour LED PAR can with 1800 lm light output
- ▶ Excellent RGBAW-UV colour mixing
- ▶ High-quality, enlarged lenses for even light intensity and maximum output
- ▶ DMX and power input and output for daisy-chaining several devices
- ▶ Exclusive, patented EZchase® DMX delay feature for simple chase effects
- ▶ PowerCON-compatible power connection
- ▶ Configuration via four keys and OLED display
- ▶ Built-in microphone for sound control
- ▶ USB port for iDMX stick for wireless DMX connection via W-DMX™
- ▶ Flat, compact ABS housing with rubber feet
- ▶ Twin mounting bracket included, tilt adjustment screw for uplighting



CLROOTPAR6



CLROOTPAR6WH



ACCESSORIES




ALSO
AVAILABLE
AS SET

INDOOR STATIC LIGHTS | 

ROOT® PAR TW

7 x 4 W TUNABLE WHITE LED PAR SPOTLIGHT

- ▶ 7 x 4 W white light LED with 1380 lm
- ▶ Colour temperature continuously adjustable from 3100 K - 6500 K
- ▶ Daisy chain series connection of multiple devices via DMX and power connections
- ▶ Patented EZchase® DMX delay function for chase effects
- ▶ Four-button configuration and OLED display
- ▶ PowerCON-compatible power supply
- ▶ USB port for iDMX stick for wireless DMX transmission via W-DMX™
- ▶ Integrated microphone for sound and music synchronisation
- ▶ Two-way mounting bracket included, tilt adjustment screw for uplighter application
- ▶ IR remote control available as an option (item no. CLPFLAT1REMOTE)



FOR MORE INFORMATION AND ACCESSORIES
PLEASE SCAN THE QR-CODES

CLROOTPARTW



ACCESSORIES





ALSO
AVAILABLE
AS SET

INDOOR STATIC LIGHTS | cameo®

ROOT® PAR BATTERY

5 × 4 W BATTERY POWERED RGBW LED PAR SPOTLIGHT

- ▶ 5 × 4 W Quad Colour RGBW LED with 1000 lm
- ▶ Lenses optimised for even light intensity
- ▶ DMX and power input and output for daisy-chaining several devices
- ▶ Exclusive, patented EZchase® DMX delay feature for simple chase effects
- ▶ Powerful lithium-ion battery for 5+ hours of mobile operation
- ▶ USB port for iDMX stick for wireless DMX transmission via W-DMX™
- ▶ Built-in microphone for sound control
- ▶ Flat, compact ABS housing with rubber-coated feet
- ▶ Twin mounting bracket included, tilt adjustment screw for uplighting applications
- ▶ IR remote control available as an option (item no. CLPFLAT1REMOTE)



FOR MORE INFORMATION AND ACCESSORIES
PLEASE SCAN THE QR-CODES

CLROOTPARBAT



ACCESSORIES






TS 200 FC



TS 200 WW



TS 100 WW

TS 100 / 200

THEATER SPOTS WITH FRESNEL LENS

- ▶ Warm White or Full Colour (RGBALC) Fresnel LED Theater Spot
- ▶ Continuously variable manual zoom for 14° - 38° beam angle (up to 50° for FC model)
- ▶ Operation via DMX, RDM, standalone and master/slave
- ▶ CRI >96 for faithful colour reproduction / FC version CRI >90
- ▶ Flicker-free performance
- ▶ Rugged metal housing with temperature controlled fan
- ▶ Includes rotatable barn doors and colour filter frame



FOR MORE INFORMATION AND ACCESSORIES
PLEASE SCAN THE QR-CODES

CLTS100WW



CLTS200FC



CLTS200WW



ACCESSORIES





TS 60 W RGBW



TS 40 WW

TS 40 / 60

THEATER SPOTS

- ▶ Warm White or Full Colour (RGBW) Theater Spots with plano-convex lens
- ▶ Continuously variable manual zoom for 14° - 38° beam angle
- ▶ RDM capable
- ▶ CRI >90 (for warm white)
- ▶ Flicker-free operation
- ▶ Rugged metal housing with convection cooling
- ▶ Includes rotatable barn doors and filter frame



FOR MORE INFORMATION AND ACCESSORIES
PLEASE SCAN THE QR-CODES

CLTS40WW



CLTS60WRGBW



ACCESSORIES





X3 TW

X3 D

X3 D / TW

EXHIBITION LED LAMPS

- ▶ 31 x 15 W Daylight or Tunable White LEDs
- ▶ High light output: 21,000 lm
- ▶ Adjustable factory temperature: 3200 K - 6800 K (TW version)
- ▶ Low weight: 5.5 kg
- ▶ Selectable pulse width modulation (up to 25 kHz) for flicker-free operation
- ▶ Narrow beam angle of 8° for precise illumination
- ▶ Optional filters for 20°, 50°, 80°, 10° x 60° beam angles
- ▶ Simple configuration via rotary-push encoder and OLED display
- ▶ IP protection class: IP20



FOR MORE INFORMATION AND ACCESSORIES
PLEASE SCAN THE QR-CODES

CLX3D



CLX3TW



ACCESSORIES





Q-SPOT® 15 W

Q-SPOT® 15 RGBW

Q-SPOT® 15 RGBW WH

Q-SPOT® 15

COMPACT SPOTLIGHTS

- ▶ Compact LED spotlights with single 15 W quad or warm white LED
- ▶ Lenses for beam angles of 4.5°, 10° or 25° available
- ▶ RDM capable
- ▶ 16-bit technology for high definition colours and ultra smooth dimming
- ▶ Flicker-free, ideal for motion picture and TV applications
- ▶ Colour temperature correction
- ▶ 4 high resolution dimming curves with adjustable response
- ▶ DMX control, sound activation plus master, slave and standalone capability
- ▶ Infrared remote control included
- ▶ 4-button OLED display for easy configuration
- ▶ Convection cooling for noise-free performance



FOR MORE INFORMATION AND ACCESSORIES
PLEASE SCAN THE QR-CODES

CLQS15RGBW



CLQS15W



CLQS15RGBWWH





Q-SPOT® 40 TW



Q-SPOT® 40 WW



Q-SPOT® 40 RGBW

Q-SPOT® 40

COMPACT SPOTLIGHTS

- ▶ Compact spotlights with single 40 W LEDs in RGBW, Warm White and Tunable White
- ▶ Custom lens with 4.5° beam spread for uniform light intensity
- ▶ Includes 2 replacement lenses for 10° or 25° beam angles
- ▶ RDM enabled
- ▶ 16-bit technology for high definition colours and ultra smooth dimming
- ▶ Flicker-free, ideal for motion picture and TV applications
- ▶ Colour temperature correction
- ▶ 4 high resolution dimming curves with adjustable response
- ▶ DMX control, sound activation plus master, slave and standalone capability
- ▶ Infrared remote control available as accessory
- ▶ 4-button OLED display for easy configuration
- ▶ Convection cooling for noiseless performance



FOR MORE INFORMATION AND ACCESSORIES
PLEASE SCAN THE QR-CODES

CLQS40RGBW



CLQS40TW




CLQS40WW



ACCESSORIES





THUNDER® WASH 100 RGB



THUNDER® WASH 100 W

THUNDER® WASH 100

3-IN-1 STROBE, BLINDER AND WASH LIGHT

- ▶ Strobe, Blinder and Wash Light all in one
- ▶ 132 RGB or White SMD LEDs
- ▶ 1 - 30 flashes/sec adjustable
- ▶ DMX, Sound- and manual control
- ▶ Master, Slave and Standalone operation
- ▶ Rugged metal housing with universal mounting bracket
- ▶ Low power consumption



FOR MORE INFORMATION AND ACCESSORIES
PLEASE SCAN THE QR-CODES

CLTW100RGB



CLTW100W



THUNDER® WASH 600

3-IN-1 STROBE, BLINDER AND WASH LIGHT

- ▶ Strobe, Blinder and Wash Light in a single fixture
- ▶ 648 RGB, RGBW, UV or White SMD LED 0.2 W
- ▶ Strobe adjustable from 1 - 30 flashes/sec
- ▶ DMX, sound activation and manual control
- ▶ Standalone and master/slave operation
- ▶ 4-button colour LCD for easy menu navigation and configuration
- ▶ Rugged all-metal housing with universal mounting bracket



FOR MORE INFORMATION AND ACCESSORIES
PLEASE SCAN THE QR-CODES

CLTW600RGB



CLTW600RGBW



CLTW600W



CLTW600UV



THUNDER® WASH 600 RGBW

THUNDER® WASH 600 UV



MATRIX PANEL 3 WW



MATRIX PANEL 10W RGB

MATRIX PANELS

5 x 5 RGB LED MATRIX PANELS WITH SINGLE PIXEL CONTROL

- ▶ 5 x 5 Matrix Panel with single pixel control
- ▶ 25 x 10 W RGB LEDs or 25 x 3 W Warm White LEDs
- ▶ DMX modes, sound activation and built-in auto run programs
- ▶ Master, slave and standalone capability
- ▶ Blinder, chase and strobe effects
- ▶ Alphabetic character and numeral mapping
- ▶ 4 selectable dimming curves
- ▶ Flicker-free operation
- ▶ Ultra flat housing with low-noise fan
- ▶ Even more impressive in multiples



FOR MORE INFORMATION AND ACCESSORIES
PLEASE SCAN THE QR-CODES

CLMP10WRGB



CLMP3WW



CL 200 G2

LED SPOTLIGHT WITH WHITE 200 W COB LED
AND ADJUSTABLE COLOUR TEMPERATURE

- ▶ Spotlight with 200 W white COB LED
- ▶ Colour temperature adjustable from 3200 K - 7800 K
- ▶ 12,000 lm luminous flux, 32,000 lx at 1 m
- ▶ Flicker-free, ideal for motion picture and TV applications
- ▶ DMX control, master/slave and standalone capability
- ▶ 30 Hz high-speed strobe function
- ▶ 4-button LCD display for easy configuration
- ▶ Ready for daisy chaining and power linking



FOR MORE INFORMATION AND ACCESSORIES
PLEASE SCAN THE QR-CODES

CLCL200G2

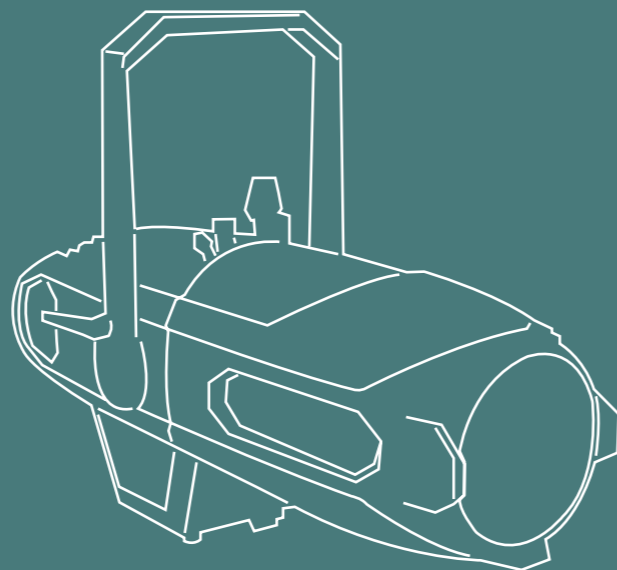


COMING SOON

P6 FC

LED PROFILE SPOTLIGHT
WITH FULL COLOUR LED

- ▶ Full colour LED profile spotlight
- ▶ High CRI and TLCI for natural colour rendering
- ▶ Replaces conventional profile spotlights with 2 KW halogen lamps
- ▶ Stepless adjustment of the colour temperature 2700 K - 8000 K
- ▶ Extremely precise colour mixing through calibration
- ▶ 360° rotatable 4-blade framing system



LOCATION:
WESTMINSTER PALACE
LONDON (UNITED KINGDOM)

PRODUCTS USED:
ZENIT® W600



SHOW LASERS

LOCATION:
BOOTSHAUS
COLOGNE (GERMANY)

PRODUCTS USED:
D FORCE 3000 (10 UNITS)



D FORCE 3000 RGB




D FORCE 5000 RGB

D FORCE

PROFESSIONAL DIODE SHOW LASER

- ▶ Beam alignment without the need for servicing!
- ▶ Dust-proof aluminium casing for minimum maintenance
- ▶ 30 Kpps high-speed galvo scanner at 8° ILDA
- ▶ Analogue modulation for up to 16 million colour shades
- ▶ Precise beams with extremely low divergence for razor-sharp projections
- ▶ Interlock Out for sending the emergency switch-off signal
- ▶ Control via ILDA
- ▶ Scan Fail safety system
- ▶ Neutrik® powerCON mains input and output
- ▶ Thermally activated fan for controlled operating temperature
- ▶ Compatible with Pangolin Safety diffuser and Pangolin DiscoScan V2
- ▶ 360° wide-angle diffuser with optional adapter (CLLDFORCEAPDSL or CLLDFORCEAPSSL)



FOR MORE INFORMATION AND ACCESSORIES
PLEASE SCAN THE QR-CODES

CLLDFORCE3000RGB



CLLDFORCE5000RGB



ACCESSORIES



NEW

LEYA SERIES

FULL DIODE SHOW LASER



LEYA 2000 RGB



LEYA 3000 RGB

- ▶ 3000 mW total output power (R: 600 mW, G: 800 mW, B: 1600 mW)
- ▶ 2000 mW total output power (R: 400 mW, G: 600 mW, B: 1000 mW)
- ▶ Dust-proof aluminium housing for minimum maintenance
- ▶ Scan-fail safety system, interlock emergency stop signal
- ▶ 25 Kpps galvo scanner at 8° ILDA
- ▶ Control via ILDA
- ▶ Analogue modulation for up to 16 million colour shades
- ▶ Precise beam with extremely low divergence for razor-sharp projections
- ▶ Neutrik® PowerCON power input and output



FOR MORE INFORMATION AND ACCESSORIES
PLEASE SCAN THE QR-CODES

CLLLEYA2000RGB



CLLLEYA3000RGB





WOOKIE 200 RGY




WOOKIE 400 RGB

WOOKIE

PROFESSIONAL RGB SHOW LASER

- ▶ Animation laser with high speed 5 Kpps stepper motor
- ▶ 60° scan angle
- ▶ Precision beams with minimum divergence
- ▶ 32 pattern presets
- ▶ DMX, sound and infrared control plus auto function
- ▶ Master, slave and standalone modes
- ▶ Display with 4 function keys for easy manual operation
- ▶ Rugged aluminium enclosure with key switch
- ▶ Includes handheld infrared remote



FOR MORE INFORMATION AND ACCESSORIES
PLEASE SCAN THE QR-CODES

CLLWOOKIE200RGY



CLLWOOKIE400RGB



ACCESSORIES



EFFECTS

LOCATION:
ROYAL HORTICULTURAL SOCIETY GARDENS
MANCHESTER (GREAT BRITAIN)

PRODUCTS USED:
ZENIT® W600




**INSTANT HAZER 1400 PRO****INSTANT HAZER 1500 T PRO**

INSTANT HAZE

TOURING HAZER WITH MICROPROCESSOR CONTROL

INSTANT HAZER 1400 PRO

- ▶ Microprocessor controlled 1400 W Hazer
- ▶ Max. output volume 991 m³ per minute
- ▶ Long-lasting evaporation tube made of stainless steel 316



INSTANT HAZER 1500 T PRO

- ▶ Powerful 1500 W microprocessor-controlled touring haze machine
- ▶ Rugged road case
- ▶ 1020 m³ output capacity per minute
- ▶ Extended-life stainless steel vapor tube
- ▶ Automatic self-cleaning mechanism
- ▶ Haze emission and fan speed individually adjustable in 100 increments
- ▶ 2-channel DMX control and standalone functionality
- ▶ Integrated fluid canister drawer

FOR MORE INFORMATION AND ACCESSORIES
PLEASE SCAN THE QR-CODES

CLIH1400PRO



CLIH1500TPRO



ACCESSORIES




**INSTANT FOG 1700 PRO****INSTANT FOG 1700 T PRO**

INSTANT FOG

HIGH OUTPUT TOURING FOG MACHINE

- ▶ 1700 W high output touring fogger
- ▶ Built into a rugged road case
- ▶ DMX control plus standalone operation
- ▶ High-contrast LC display
- ▶ Master/Slave Mode
- ▶ Integrated fluid canister drawer
- ▶ Integrated 100 mm hose adapter
- ▶ Automatic shutdown prevents pump damage when fluid tank is empty
- ▶ Ideal for live events, discotheques, theatres, TV and film productions
- ▶ Flyware kit, U-bracket and drip collection tray available as accessories
- ▶ All accessories mount without the need for tools



FOR MORE INFORMATION AND ACCESSORIES
PLEASE SCAN THE QR-CODES

CLIF1700PRO




CLIF1700TPRO



ACCESSORIES



**PHANTOM F5****PHANTOM F3****PHANTOM H2**

PHANTOM SERIES

FOG MACHINES WITH TANK ILLUMINATION

- ▶ Highly efficient heating element with up to 1500 W heat output
- ▶ Short warm-up time (about 4 minutes)
- ▶ Output of up to 509 m³/min
- ▶ Two-colour tank illumination with up to 1.8 l capacity and level indicator
- ▶ Compatible with standard water-based fog fluid (e.g. Cameo DJ Fluid)
- ▶ Removable tank for simple filling
- ▶ DMX control and stand-alone operation
- ▶ Optimal coordination of the pump and heating, for uniform fog at any density
- ▶ Mounting bracket and multi-function remote control included
- ▶ LED display for simple configuration



FOR MORE INFORMATION AND ACCESSORIES
PLEASE SCAN THE QR-CODES

CLPHANTOMF3



CLPHANTOMF5



CLPHANTOMH2



ACCESSORIES





STEAM WIZARD 2000

FOG MACHINE WITH RGBA LEDS FOR COLOURED FOG EFFECTS

- ▶ 1200 W heating element and high-performance pump for powerful blasts of fog
- ▶ 12 x 10 W RGBA 4-in-1 LEDs for uniform fog illumination
- ▶ Vertical or horizontal mounting
- ▶ Top or bottom fluid tank placement options
- ▶ Bottom tank placement enables easy overhead installation for downward jets
- ▶ Automatic shutdown prevents pump damage when fluid tank is empty
- ▶ LED indicators for fluid tank and operating status
- ▶ 4-channel DMX control
- ▶ Includes handheld remote with illuminated buttons and controls for Continuous, Timer, Manual, Fog Output, LED Brightness and Colour plus 10 m cable



FOR MORE INFORMATION AND ACCESSORIES
PLEASE SCAN THE QR-CODES

CLSW2000



ACCESSORIES



CHAPTER TWO

ARCHITECTURAL

LIGHTS

CHAPTER ONE ENTERTAINMENT LIGHTS

OUTDOOR MOVING HEADS	6
INDOOR MOVING HEADS	20
OUTDOOR STATIC LIGHTS	56
INDOOR STATIC LIGHTS	88
SHOW LASERS	134
EFFECTS	142

CHAPTER TWO ARCHITECTURAL LIGHTS

OUTDOOR LIGHTS	154
INDOOR LIGHTS	164

CHAPTER THREE TOOLS

LIGHTING TOOLS	172
----------------	-----

ICON LEGEND / REGISTER	196
------------------------	-----

OUTDOOR LIGHTS

LOCATION:
FESTIVAL LENT
MARIBOR (SLOVENIA)

PRODUCTS USED:
OPUS® X PROFILE (20 UNITS)
OTOS® H5 (8 UNITS)
EVOS® W7 (25 UNITS)
ZENIT® W600 (8 UNITS)
ZENIT® W600 SMD (8 UNITS)
PIXBAR® 600 (25 UNITS)



NEW

OUTDOOR LIGHTS | 

DURA® LINE 50 / 100

IP67 INSTALL LINEAR WITH RGBW LEDS

DURA® LINE 100



DURA® LINE 50

- ▶ 14 x 4 W / 28 x 4 W calibrated RGBW LEDs
- ▶ High efficiency - 40 lm / W
- ▶ Original Amphenol LTW connectors
- ▶ Convection cooling
- ▶ IP67, IK08 and C5-M coating
- ▶ Compatible with UNICON® (Cameo remote control for DMX fixtures)
- ▶ 12° beam angle (optional filters 20°, 40°, 60°, 60°x10°)
- ▶ Super lightweight: 2.7 kg (CLDL50) / 5.6 kg (CLDL100)



FOR MORE INFORMATION AND ACCESSORIES
PLEASE SCAN THE QR-CODES

CLDL50



CLDL100





ZENIT® W300i






ZENIT® W600i

ZENIT® W300i / W600i

OUTDOOR LED WASH LIGHTS FOR FIXED INSTALLATION

WIRELESS SOLUTION
MADE IN SWEDEN 

- ▶ 40 x 15 W RGBW LEDs with 21,000 lm luminous flux for intensive homogeneous colour mixing (W600i)
- ▶ 21 x 15 W RGBW LEDs with 11,000 lm luminous flux for intense, uniform mixing of colours (W300i)
- ▶ Configuration only possible via RDM or with the ZENIT® REMOTE DISPLAY CONTROLLER (CLZIXDISP) - available separately
- ▶ IP67 classification for continuous use outdoors
- ▶ Black C5-M certified coating
- ▶ Various symmetric and asymmetric filter frames available as accessories
- ▶ High-resolution colour mixing and dimming using 16-bit technology
- ▶ Control via DMX, RDM (via DMX) and automated programs
- ▶ Temperature-controlled fans for reliable, low-noise operation

 GREEN SOLUTION	 TECHNOLOGY	 RGBW	 DMX	 RDM
 STAND ALONE MODE	 MASTER/SLAVE	 STROBE EFFECT	 FLICKER FREE	 CALIBRATION CHIP
 MULTIPLE ANGLES	 IP67			

FOR MORE INFORMATION AND ACCESSORIES
PLEASE SCAN THE QR-CODES

CLZW300I



CLZW600I



ACCESSORIES



DURA® SPOT 100



DURA® SPOT 400



DURA® SPOT 200



DURA® SPOT 60

DURA® SPOT SERIES

IP67 INSTALL SPOT WITH RGBW LED

- ▶ Efficient 20 W RGBW LED
- ▶ IP67 and IK08 classification for permanent outdoor use
- ▶ 4 sizes to fit any application
- ▶ 6° beam angle
- ▶ Various filters for different beam angles available as accessories
- ▶ Filters can be applied without breaking IP Seal
- ▶ Anti glare shield included for less light spill
- ▶ Calibrated LEDs for excellent colour consistency
- ▶ Control via DMX, RDM or external control remote (CLIREMOTE)
- ▶ Minimum LED lifetime: 50,000 hours (to >70% luminous output)



FOR MORE INFORMATION AND ACCESSORIES
PLEASE SCAN THE QR-CODES

CLDS60



CLDS100



CLDS200



CLDS400





Q-SPOT 40I W



Q-SPOT 40I

Q-SPOT® 40i

COMPACT OUTDOOR SPOTLIGHTS

- ▶ Compact LED outdoor spotlight with single 40 W RGBA LED
- ▶ IP65 rated for permanent outdoor installation
- ▶ Custom lens with 4.5° beam spread for uniform light intensity
- ▶ RDM enabled
- ▶ 360° rotatable anti-glare shield
- ▶ 16-bit technology for high definition colours and ultra smooth dimming
- ▶ 4 high resolution dimming curves with adjustable response
- ▶ 4 modes of DMX control plus master, slave and standalone capability
- ▶ OLED display with 4 touch buttons for easy configuration
- ▶ Convection cooling for noiseless performance
- ▶ Includes ground spike and 2 replacement lenses for 10° or 25° beam angles, Power & DMX IN cables and endcaps for Power & DMX I/O
- ▶ IR remote control optionally available (item no. CLQSREMOTE2)
- ▶ Available in black or white housing



FOR MORE INFORMATION AND ACCESSORIES
PLEASE SCAN THE QR-CODES

CLQS40IB



CLQS40IW



ACCESSORIES



INDOOR LIGHTS

LOCATION:
MAXIM MAURICE
SAARBRÜCKEN (GERMANY)

PRODUCTS USED:
OPUS® X PROFILE (20 UNITS)
OPUS® H5 (80 UNITS)
ZENIT® B200 (24 UNITS)
AZOR® B1 (20 UNITS)
AURO® SPOT Z300 (24 UNITS)
MATRIX PANEL 3 WW (12 UNITS)





H1 FC WH

H2 T



H SERIES

DMX-CONTROLLABLE HOUSE LIGHTS

H1

- ▶ 80 W & 120 W LED House lights in Daylight, Full Colour (RGBAL) and Tungsten versions
- ▶ Housing colours available in black & white to each version
- ▶ Adjustable beam angle from 20° - 65° via exchangeable lenses
- ▶ Completely silent operation thanks to convection cooling without fans

H2

- ▶ 180 W LED House lights in Daylight, Full Colour (RGBAL) and Tungsten versions
- ▶ Housing colours available in black & white to each version
- ▶ Adjustable beam angle from 21° - 64° / 20° - 60° via exchangeable lenses depending on version
- ▶ Controllable via DMX, W-DMX™, RDM and optional UNICON® remote control



FOR MORE INFORMATION AND ACCESSORIES
PLEASE SCAN THE QR-CODES

H SERIES



ACCESSORIES





G4 FC WH

G4 T

G SERIES


LED TRACKLIGHTS

G4 N & G4T

- ▶ Tracklights with 25 W Neutral or Tungsten COB LED
- ▶ Colour temperature: 4000 K (neutral white) / 3000 K (warm white)
- ▶ High CRI (>97 Ra) for natural white light reproduction
- ▶ Use on commercially available busbar systems
- ▶ Applications: Museum, retail, gastronomy and many more.
- ▶ Passive cooling for almost silent operation

G4 FC & G4 TW

- ▶ Tracklights with 40 W RGBL or Tunable White COB LED
- ▶ Colour temperature: 2700 K - 6500 K (FC version)
- ▶ Use on commercially available busbar systems
- ▶ Applications: Museum, retail, gastronomy and many more.
- ▶ Beam angle flexibly adjustable via magnetic filters
- ▶ Consistent and accurate colour temperatures thanks to factory calibrated LED (FC version)
- ▶ Optional magnetic filters (CTO, CTB, Honeycomb)



FOR MORE INFORMATION AND ACCESSORIES
PLEASE SCAN THE QR-CODES

G SERIES



ACCESSORIES



CHAPTER THREE

TOOLS

CHAPTER ONE ENTERTAINMENT LIGHTS

OUTDOOR MOVING HEADS	6
INDOOR MOVING HEADS	20
OUTDOOR STATIC LIGHTS	56
INDOOR STATIC LIGHTS	88
SHOW LASERS	134
EFFECTS	142

CHAPTER TWO ARCHITECTURAL LIGHTS

OUTDOOR LIGHTS	154
INDOOR LIGHTS	164

CHAPTER THREE TOOLS

LIGHTING TOOLS	172
----------------	-----

ICON LEGEND / REGISTER	196
------------------------	-----

LIGHTING TOOLS

LOCATION:
BCM CLUB
CALVIÀ (SPAIN)

PRODUCTS USED:
MOVO BEAM® 100 (50 UNITS)
ZENIT® W600 (20 UNITS)





CONTROL PADS

IN-WALL MULTI-ZONE DMX CONTROLLER - STICK EDITION

- ▶ Wall-mount multi-zone lighting controller, net-workable
- ▶ 1024 DMX channels, 500 scenes, 10 zones
- ▶ Tempered glass front panel
- ▶ Scroll wheel and quick access dimmer, scene, RGB colour and speed buttons
- ▶ Full-colour display for easy setup
- ▶ Ethernet and USB connectivity
- ▶ MicroSD memory
- ▶ Power supply via Ethernet or optional power adapter (item no. CLCPACDCSE)
- ▶ ESA Mac and Windows software
- ▶ iOS and Android remote control apps

FOR MORE INFORMATION AND ACCESSORIES
PLEASE SCAN THE QR-CODES

CLCPSEB



CLCPSEW





SB 8.3



SB 6 DUAL

SB 8.3 / SB 6 DUAL

4- & 8-PORT DMX ETHERNET NODES

SB 8.3

- ▶ Professional 8-way DMX splitter / booster
- ▶ Chassis 1 U 19" rack-mount enclosure
- ▶ DMX INPUT: 1 x XLR (3-pin) front panel, 1 x XLR (3-pin) back panel
- ▶ DMX THRU: 1 x XLR (3-pin) front panel, 1 x XLR (3-pin) back panel
- ▶ 8 electrically isolated XLR (3-pin) outputs on the back
- ▶ DMX status indicator per channel
- ▶ Power status indicator

SB 6 DUAL

- ▶ Professional 6-way DMX splitter / booster
- ▶ Chassis 1 U 19" rack-mount enclosure
- ▶ 6 electrically isolated XLR (3-pin / 5-pin) outputs
- ▶ DMX status indicator per channel
- ▶ Power status indicator

FOR MORE INFORMATION AND ACCESSORIES
PLEASE SCAN THE QR-CODES

CLSB83



CLSB6D





SB 6 T RDM

6-OUTPUT DMX/RDM SPLITTER / BOOSTER
WITH 3 AND 5-PIN CONNECTORS

- ▶ Professional 6-output DMX/RDM splitter/booster
- ▶ 6 optically and electronically isolated 3 and 5-pin XLR outputs
- ▶ Compact housing
- ▶ Original Neutrik® connectors for maximum reliability
- ▶ 3 x M10 threaded inserts for a variety of truss mounting options
- ▶ Power and DMX status indicators on front and rear panel
- ▶ Optional 2 U 19" rackmount frames available for one or two SB 6T RDM

FOR MORE INFORMATION AND ACCESSORIES
PLEASE SCAN THE QR-CODES

CLSB6TRDM





XNODE 4



XNODE 8

XNODE 4 / 8

4 / 8 -PORT DMX ETHERNET NODE

XNODE 4

- ▶ Converts Art-Net and sACN to DMX for up to 4 independent universes
- ▶ Supports Art-Net 1 through 4 (DMX and RDM)
- ▶ sACN release and draft version
- ▶ 4 individually optically isolated DMX ports, each configurable as input or output
- ▶ Graphic display and encoder for easy configuration and precise display of status information
- ▶ Shortcut key for each DMX output port for direct configuration of Art-Net or sACN universe
- ▶ Web interface for status display, settings, and firmware updates

XNODE 8

- ▶ Converts Art-Net and sACN to DMX for up to 8 independent universes
- ▶ Supports Art-Net 1 through 4 (DMX and RDM)
- ▶ sACN release and draft version
- ▶ 8 individually optically isolated DMX ports, each configurable as input or output
- ▶ Graphic display and encoder for easy configuration and precise display of status information
- ▶ Shortcut key for each DMX output port for direct configuration of Art-Net or sACN universe
- ▶ Web interface for status display, settings, and firmware updates

FOR MORE INFORMATION AND ACCESSORIES
PLEASE SCAN THE QR-CODES

CLXNODE4



CLXNODE8



UNICON®

REMOTE CONTROL FOR DMX FIXTURES

- ▶ Unit controller for configuration and control of DMX fixtures
- ▶ Bright 2.8" touch display and encoder wheel for intuitive menu navigation
- ▶ Transmits and Receives DMX/RDM signals in a DMX universe - 512 channels
- ▶ 5-pin DMX, RJ45 and USB-C connector
- ▶ Integrated Li-Ion battery, 6500 mAh
- ▶ MicroSD card slot for saving and transferring scenes
- ▶ Reads sensor data from compatible fixtures
- ▶ Acts as firmware updater for compatible devices
- ▶ Eyelet for carrying strap or carabiner

FOR MORE INFORMATION AND ACCESSORIES
PLEASE SCAN THE QR-CODES

CLIREMOTE





DVC CUE



DVC PRO

DVC SERIES

DMX INTERFACES

DVC PRO

- ▶ USB interface with 1024 DMX channels in live mode (extendable via Art-Net)
- ▶ Integrated Flash memory for 256 DMX channels in standalone mode (extendable to up to 1024 channels)
- ▶ User-friendly, intuitive Cameo DMX software “by Daslight” for Windows and Mac OS available for free download
- ▶ Internet connection required for hardware registration and software activation
- ▶ Over 15,000 device libraries and a built-in ScanLibrary editor for creating and editing your own device profiles
- ▶ Powerful XEEL engine for hundreds of impressive pixel and video effects and movements for moving heads and scanners
- ▶ Touchscreen control plus remote control of essential features via iOS and Android smartphones and tablets or MIDI controller

- ▶ Built-in access point for remote control via Wi-Fi in standalone mode
- ▶ Audio analyser and MIDI clock for synchronising lightshow and music speed
- ▶ Real-time programming and 3D visualisation of lightshow
- ▶ Compatible with Light Raider app on Android and iOS devices (free 30-day trial version available for download)

DVC CUE CLDVCCUE

- ▶ 1024 DMX channels in live mode, 512 DMX channels in stand-alone mode
- ▶ Expandable from 2 to 4 DMX 512 universes (2048 DMX channels)
- ▶ Intuitive backlit keyboard with 10 buttons for direct access
- ▶ 99 scenes across 5 zones and calendar triggering (only possible with optional ESApr 2 software)
- ▶ USB and Ethernet for programming/control
- ▶ User-friendly, intuitive Cameo DMX software “by Daslight” for Windows and Mac OS X as a free download
- ▶ Smart Upgrade Technology (SUT)

FOR MORE INFORMATION AND ACCESSORIES
PLEASE SCAN THE QR-CODES

CLDVCPRO



CLDVCCUE





NEW

LIGHTING TOOLS | 

DVC D5

USB TO DMX-INTERFACE AND CONTROL SOFTWARE PACKAGE

- ▶ USB interface with 512 DMX channels in live mode
- ▶ Integrated flash memory for 256 DMX channels in stand-alone mode
- ▶ Cameo D4 Express for life and Cameo D5 Express for life included
- ▶ User-friendly Cameo DMX software “by Daslight” for Windows 10 & 11 and Mac OS 10.15 or higher available to download free
- ▶ WiFi connection required for hardware registration and software activation
- ▶ Standalone mode upgradable to 512 DMX channels
- ▶ Over 15,000 device libraries and a built-in ScanLibrary editor for creating and editing your own device profiles
- ▶ Powerful XEEL engine for hundreds of impressive pixel and video effects and movements for moving heads and scanners
- ▶ Touchscreen control plus remote control of essential features via iOS and Android smartphones and tablets or MIDI controller
- ▶ Audio analyser and MIDI clock for synchronising lightshow and music speed
- ▶ Real-time programming and 3D visualisation of lightshow

FOR MORE INFORMATION AND ACCESSORIES
PLEASE SCAN THE QR-CODES

CLDVCD5





iDMX STICK

W-DMX™ RECEIVER

- ▶ Operating range up to 300 m
- ▶ W-DMX™ chip by Wireless Solution
- ▶ 2.4 GHz receiving frequency
- ▶ USB-A connector

CONNECTABLE WITH CAMEO PRODUCTS

ROOT® PAR, P2, AZOR® S2, LUXIS® FC, STUDIO PAR

FOR MORE INFORMATION AND ACCESSORIES
PLEASE SCAN THE QR-CODES

CLIDMXSTICK



NEW

LIGHTING TOOLS | 

iDMX T3

W-DMX™ & CRMX TRANSCEIVER POWERED BY LUMENRADIO

- ▶ Transmitter & receiver mode with 512 DMX channels
- ▶ CRMX, W-DMX™ G3 / G4s
- ▶ DMX and RDM-capable
- ▶ 5 GHz radio band for WiFi and Bluetooth
- ▶ Configuration via app possible

FOR MORE INFORMATION AND ACCESSORIES
PLEASE SCAN THE QR-CODES

CLIDMXT3





iDMX CORE

WIFI TO W-DMX™ CONVERTER

- ▶ Battery-powered WiFi to W-DMX™ converter
- ▶ Allows wireless lighting control via the Cameo iDMX® Controller App
- ▶ Receives WiFi signals from all iOS and Android devices
- ▶ 2.4 GHz W-DMX™ transmitter with an operating range of up to 300 m
- ▶ Can be used purely as a W-DMX™ transmitter via the DMX input
- ▶ Allows control of conventional DMX devices using the iDMX® Controller App via the DMX output
- ▶ Long-life LG Chem lithium-ion battery for reliable operation
- ▶ Battery management system prevents overcharging and deep discharging
- ▶ Includes power adapter charger, bag and DMX cable

FOR MORE INFORMATION AND ACCESSORIES
PLEASE SCAN THE QR-CODES

CLIDMXCORE





LOCATION:
VÖLKLINGEN IRONWORKS
VÖLKLINGEN (GERMANY)

PRODUCTS USED:
P2 FC (150 UNITS)
ZENIT® W300 (30 UNITS)
P2 15-30° ZOOM LENS (100 UNITS)
P2 25-50° ZOOM LENS (50 UNITS)
IDMX STICK (150 UNITS)
W-DMX™ T2 (4 UNITS)



ECO-FRIENDLY

With highly efficient energy use, a very long LED lifetime and low heat emission, this fixture is environmentally friendly.



LED TECHNOLOGY

LEDs are extremely advantageous for the use in lighting systems: they are bright, emit very little heat, have a very long lifetime and low energy consumption. Also, LED fixtures often weigh less than conventional fixtures.



COB LED TECHNOLOGY

The “chip-on-board” multi-LED array is a recent technology that produces a high-density large area light source with high brightness and uniform diffusion for a rich wash of colours.



DISCHARGE LAMP

Discharge lamps are highly efficient and exceptionally bright providing stable light output, good colour rendering and long lifetime.



FULL DIODE LASER

The pure diode design provides an increased life span and much higher efficiency compared to temperature-dependent DPSS laser sources.



LASER

Its marked directional impact means laser light remains bright and clearly visible over distances. Lasers are highly energy-efficient and create tightly clustered, narrow beams of light that are ideal for creating pronounced lighting effects.



RGB ADDITIVE COLOUR SYSTEM

Additive colour mixes use varying amounts of red, green and blue to produce other colours and white. The RGB system is used in television, computer monitors and digital cameras to name a few.



RGB ADDITIVE COLOUR SYSTEM + WHITE LEDS

Adding white LEDs to the RGB system produces more contrast and definition and enhances the RGB generated white and pastel colours.



RGB A

Has a wide colour palette with the colours red, green, blue and amber.



RGB WA

RGB additive colour system plus white and amber LEDs.



RGB AL

This luminaire uses RGBAL colour mixing to reproduce nearly any colour and colour temperature of white.



RGB WAL

Featuring red, green, blue, white, amber and lime, RGBWAL multichip LEDs are eminently suitable to produce rich, saturated colours and a wide spectrum of whites with excellent CRI.



RGB L

Has a wide colour palette with the colours red, green, blue and lime.



RGB ALC

Has a wide colour palette with the colours red, green, blue, amber, lime and cyan.



UV

UV or black lights are employed for decorative and artistic lighting effects.



COLD WHITE

“Cold white“ is a clean, very bright light in the 5,000 - 10,000 K range with a somewhat artificial touch that goes well with deeply saturated primary colours. Measured in degrees of Kelvin (K), colour temperature indicates the properties of light sources.



DAYLIGHT

Daylight colour temperature.



NATURAL WHITE

Neutral white colour temperature



WARM WHITE

“Warm white“ is in the 2,000 - 4,000 K range providing a soft light with a slight touch of yellow that is natural and pleasing to the eye. Measured in degrees of Kelvin (K), colour temperature indicates the properties of light sources.



TURNABLE WHITE

The tunable white feature allows setting of a range of white tones.



DMX512

Created in 1986, DMX512 is a communications standard for lighting equipment. up to 32 DMX fixtures can be daisy-chained and controlled by a dedicated source, e.g. a lighting console. In a DMX512 daisy chain “network”, the controller is called “master” while the daisy-chained fixtures are the “slaves.”



W-DMX™

This fixture features W-DMX™ technology for wireless DMX control.



RDM-ENABLED

This fixture is RDM-enabled. The Remote Device Management protocol extension to DMX allows bi-directional communication over a standard DMX network for the convenient configuration, management and monitoring of RDM devices connected to a dedicated RDM controller.



RJ 45

Equipped with an RJ45 connection that enables the Ethernet connection and thus control via a network protocol.



STANDALONE MODE

In “standalone” mode, this fixture uses built-in programmes to control its functions. There is no need for a lighting console or “master” controller.



“MASTER” AND “SLAVE”

Simply put, this fixture is able to control or be controlled by other fixtures. In “master” mode and first in a chain, the fixture acts as a controller for fixtures (“slaves”) that are connected to its output. In “slave” mode, the input of the fixture is connected to the output of a lighting console or “master.” Fixtures that are daisy-chained to a slave’s output also act as slaves.



WIRELESS MASTER/SLAVE

Simply put, this fixture is able to control or be controlled by other fixtures. In “master” mode and first in a chain, the fixture acts as a controller for fixtures (“slaves”) that are connected to its output. In “slave” mode, the input of the fixture is connected to the output of a lighting console or “master.” Fixtures that are daisy-chained to a slave’s output also act as slaves.



ART-NET

This fixture is Art-Net compatible.



sACN

This luminaire is compatible with the sACN (Streaming ACN) protocol developed to transport DMX data over a network.



KLINGNET

Compatible with KlingNet to connect lamps together and control them synchronously without complex cabling or separate control devices.



WIFI

This device is compatible with all WiFi standards.



IDMX® APP CONTROL

Controllable via the iDMX app from Cameo®.



ANDROID

Compatible with Android.



APPLE

Compatible with Apple devices.



WINDOWS COMPATIBLE

This fixture is delivered with a software allowing control via computers running on Windows.



FOOT PEDAL REMOTE

Can be controlled via foot pedal.



CABLE REMOTE

Controllable via cable connection.



REMOTE CONTROL

Can be controlled via remote control.



EZ REMOTE

The EZ Remote function simplifies the control of Cameo® products in a clear menu for configuring various indicators of the lamp.



ILDA

ILDA (standing for „International Laser Display Association“) enables the synchronisation and control of various laser devices for the creation of precise and synchronised laser projections.



IDMX STICK

The product has an input for the iDMX stick from Cameo® and can therefore also be connected wirelessly to a DMX network.



IDMX

iDMX is used for wireless DMX connections and is a type of protocol from Cameo®.



UNICON

Compatible with the UNICON® from Cameo®. This enables the control of both in-house and cross-brand DMX spotlights. For Cameo® products, it is also possible to display the respective menu in order to control the product via cable connection.



SOUND CONTROL

In “sound to light” mode, the fixture is controlled by a built-in microphone capturing sounds to activate colour changes, e.g. the beat of the music.



SINGLE PIXEL CONTROL

This device features Single pixel control. With individual LED pixel on/off status and colour control this fixture is capable of creating animated patterns and video panel style pixel-mapping effects.



SEGMENT PIXEL CONTROL

In comparison to single-pixel control, entire pixel segments can be controlled individually.



ANALOG MODULATION

Analogue modulation is possible.



STROBE LIGHTING

Strobe lights emit a large number of periodic flashes per second seemingly freezing the movement of objects thus creating the illusion of slow motion.



FLICKER-FREE

The high-frequency control of the LEDs while dimming ensures flicker-free operation, including for filming purposes.



DIM TO WARM

The dim-to-warm function can be used to simulate the colour temperature drift of a traditional filament lamp.



EZ CHASE

DMX EZChase is the internal delay function of the DMX control command. This enables a chase to be created with a very small number of DMX channels or even without a DMX controller entirely.



CALIBRATION CHIP

The calibration chip ensures that the mixed colours of the lamp are reproduced identically when using several fixtures, thereby preventing any deviations in colour between the lamps.



GDTF FILE
A GDTF file is available.



BATTERY POWERED
This product is partially to fully battery-operated.



SNAPMAG® TECHNOLOGY
This fixture features SnapMag® technology that enables mounting SnapMag® filter frames in an instant without the need for tools.



PAN & TILT
This moving head fixture features two high-speed high-torque motors for horizontal and vertical rotation (pan and tilt) which are controllable independently.



UNLIMITED ROTATION
This moving head fixture features two high-speed high-torque motors for infinite horizontal and vertical rotation (pan and tilt).



MULTIPLE ANGLES
This fixture provides multiple beam angles and shapes using the included or optional light shaping diffusers.



ZOOM FUNCTION
Enables individual control of one or more zoom levels.



CMY
This luminaire uses a white light source and subtractive CMY (cyan, magenta, yellow) colour mixing for an extremely wide range of hues.



LINEAR CTO
This luminaire features continuously variable CTO (colour temperature orange) correction converting cool white to tungsten and warm white.



COLOUR WHEEL
Equipped with multiple colour filters, rotating the colour wheel enables virtually instant colour changes.



FOCUS
The focus adjusts the beam edge from hard to soft and gobo projection to any distance.



IRIS
The iris is an adjustable circular aperture to continuously vary the beam diameter.



FROST FILTER
Contains an integrated frost filter that ensures soft edges on the light source.



GOBO WHEEL
Gobo wheels hold a selection of fixed or rotating gobos made of metal or glass. Basically, gobos are stencils that allow you to project patterns, shapes and images.



LINEAR PRISM
A linear prism multiplies the beam or gobo projection by the number of facets and arranges the result in a line.



CIRCULAR PRISM
A circular prism multiplies the beam or gobo projection by the number of facets and arranges the result in a circle.



4-SHUTTER FRAMING BLADES
Similar in effect to barn doors but much more flexible, the 4-blade framing shutter system is designed to shape the beam edge. Each blade can be moved and angled independently to full blackout. The entire system can be rotated by 45 degrees in both directions enabling exact positioning.



ANIMATION WHEEL
Providing 3D movement in the light beam, the rotating animation wheel is most effective when used in combination with gobos.



SCAN FAIL SYSTEM
Should the motors guiding the laser beam encounter an error that results in the emission of a static laser beam, the device will immediately shut down laser output.



DUST PROOF
The housing is protected against the entry of dust.



INGRESS PROTECTION RATING OF 44
Classified to IP44 and therefore protected against solid foreign bodies >1 mm and splash water.



INGRESS PROTECTION RATING OF 65
The IP code rates the degree of protection against the intrusion of solid objects, water and access to hazardous parts. This fixture is completely protected against hazardous contact, water jets and ingress of dust.



INGRESS PROTECTION RATING OF 67
Classified to IP67 and therefore impermeable to dust and protected against secondary immersion in water.



IK08
In electrical engineering, the IK impact resistance grade is a measure of the resistance of components to impact and shock loads. For this product, the grade IK08 applies and corresponds to up to 5.0 joules. Equivalent to a 1.7 kg hammer blow.



ETL
This Product is ETL certified.

ARTICLE NO.

CLAB1	49	CLF2DIP	81	CLH1TWH	166	CLORONH2	9	CLPST4G2	105	CLTW100RGB	125	CLZW600TW	63
CLAS200	51	CLF2DPO	99	CLH2D	166	CLOS5	29	CLPST6G2	105	CLTW100W	125	CLZZ120G2	73
CLASZ300	51	CLF2FC	95	CLH2DWH	166	CLOSP5FC	33	CLPSTTWG2	105	CLTW600RGB	127	CLZZ180G2	73
CLAZORS2	45	CLF2FCIP	81	CLH2FC	166	CLOSP5P	31	CLQS15RGBW	121	CLTW600RGBW	127		
CLAZORSP2	43	CLF2FCPLUS	97	CLH2FCWH	166	CLOSP5PLUS	31	CLQS15RGBWWH	121	CLTW600UV	127		
CLAZORW2	47	CLF2FCPO	99	CLH2T	166	CLOTOSB5	11	CLQS15W	121	CLTW600W	127		
CLCL200G2	131	CLF2T	95	CLH2TWH	166	CLOTOSH5	13	CLQS40IB	163	CLX3D	119		
CLCPSEB	175	CLF2TIP	81	CLIDMXCORE	193	CLOTOSSP6	15	CLQS40IW	163	CLX3TW	119		
CLCPSEW	175	CLF2TPO	99	CLIDMXSTICK	189	CLOTOSW3	17	CLQS40RGBW	123	CLXNODE4	181		
CLDL50	157	CLF4D	101	CLIDMXT3	191	CLOTOSW6	17	CLQS40TW	123	CLXNODE8	181		
CLDL100	157	CLF4DPOIP	83	CLIF1700PRO	147	CLOTOSW12	17	CLQS40WW	123	CLZB60BLS	75		
CLDROPB1	87	CLF4FC	101	CLIF1700TPRO	147	CLOW5	35	CLROOTPAR4	107	CLZB200	69		
CLDROPB4	87	CLF4FCPOIP	83	CLIH1400PRO	145	CLOX4P	23	CLROOTPAR4WH	107	CLZP130LSD	73		
CLDROPP4	87	CLF4T	101	CLIH1500TPRO	145	CLOXP	25	CLROOTPAR6	109	CLZW300	59		
CLDS60	161	CLF4TPOIP	83	CLIREMOTE	183	CLOXW	27	CLROOTPAR6WH	109	CLZW300I	159		
CLDS100	161	CLG4FC	168	CLLDFORCE3000RGB	137	CLP2D	91	CLROOTPARBAT	113	CLZW300SMD	67		
CLDS200	161	CLG4FCWH	168	CLLDFORCE5000RGB	137	CLP2FC	91	CLROOTPARTW	111	CLZW300TW	63		
CLDS400	161	CLG4N	168	CLLLEYA2000RGB	139	CLP2T	91	CLS2IP	77	CLZW600	59		
CLDVCCUE	185	CLG4NWH	168	CLLLEYA3000RGB	139	CLPB400IPG2	78	CLS4IP	77	CLZW600DSMD	65		
CLDVCD5	187	CLG4T	168	CLLUXISFC	103	CLPB600IPG2	78	CLSB6D	177	CLZW600I	159		
CLDVCPRO	185	CLG4TW	168	CLLWOCKIE200RGY	141	CLPBSMDIPG2	78	CLSB6TRDM	179	CLZW600SMD	65		
CLEW3	41	CLG4TWH	168	CLLWOCKIE400RGB	141	CLPBTWIPG2	78	CLSB83	177	CLZW600TW	61		
CLEW7	39	CLG4TWWH	168	CLMB100	53	CLPFLATPRO7G2	85	CLSW2000	151	CLZZ120G2	71		
CLEW7IP	19	CLH1D	166	CLMB200	55	CLPFLATPRO12G2	85	CLTS40WW	117	CLZZ180G2	71		
CLF1D	93	CLH1DWH	166	CLMBZ100	53	CLPFLATPRO18G2	85	CLTS60WRGBW	117	CLZZ180G2	71		
CLF1FC	93	CLH1FC	166	CLMP3WW	129	CLPHANTOMF3	149	CLTS100WW	115	CLZZ180G2	71		
CLF1T	93	CLH1FCWH	166	CLMP10WRGB	129	CLPHANTOMF5	149	CLTS200FC	115	CLZZ120G2	73		
CLF2D	95	CLH1T	166	CLOH5	37	CLPHANTOMH2	149	CLTS200WW	115	CLZZ180G2	73		



LOCATION:
GLASTONBURY FESTIVAL
PILTON (ENGLAND)

PRODUCTS USED:
OTOS® H5 (32 UNITS)
ZENIT® W600 SMD (20 UNITS)



for lumen beings



For more information please visit:
cameolight.com



facebook.com/cameo.lighting



youtube.com/CameoOfficial



[BLOG blog.adamhall.com](https://blog.adamhall.com)



linkedin.com/cameo-light



instagram.com/cameo_light

The information contained in this publication, including numerical data, has been prepared as a general guide to the products, but intending buyers and users must satisfy themselves as to the suitability and the safety of the products for their particular purposes and duties. No responsibility is assumed for any errors herein. The company reserves the right to alter the designs and material specifications of products shown in this publication without notice.

Cameo® is a
registered brand of

 **adam hall** experience
event technology

SOUND
TECHNOLOGY

LIGHT
TECHNOLOGY

STAGE
EQUIPMENT

HARDWARE
FOR FLIGHTCASES

share the experience at
adamhall.com