

# Taylorleds

# AIR UNBOXED



@CHAMPSSPORTS

# WS Pro


CREATIVE LED DESIGN.

## Crafting Limitless Visual Experiences.

WS PRO SERIES 1.9mm, 2.6mm, 2.9mm, 3.9mm

2024 WS PRO SERIES MODULAR INDOOR HD DIRECT VIEW LED MADE FOR ATS-PRO BY TAYLORLEDS

**ATS  
PRO**



## Masters in the Art of LED

Welcome to ATS-Pro, the exclusive U.S. distributor for Taylorleds. With nearly two decades of experience in the AV industry, I founded ATS-Pro to bring unmatched expertise and innovation to our clients.


Taylorleds, our esteemed partner, is an innovative joint venture with Absen, excelling in design, R&D, and quality control. Absen, a leading Chinese manufacturer, handles production, ensuring top-notch quality. Together, we present the most advanced LED systems, meticulously crafted for superior performance.

At ATS-Pro, our dedicated account managers, top-tier technical support, and industry thought leaders work tirelessly to help you master the art of LED technology. I invite you to explore our brochures and experience innovation at its finest.

Warm regards,

*Chris Pelzan*





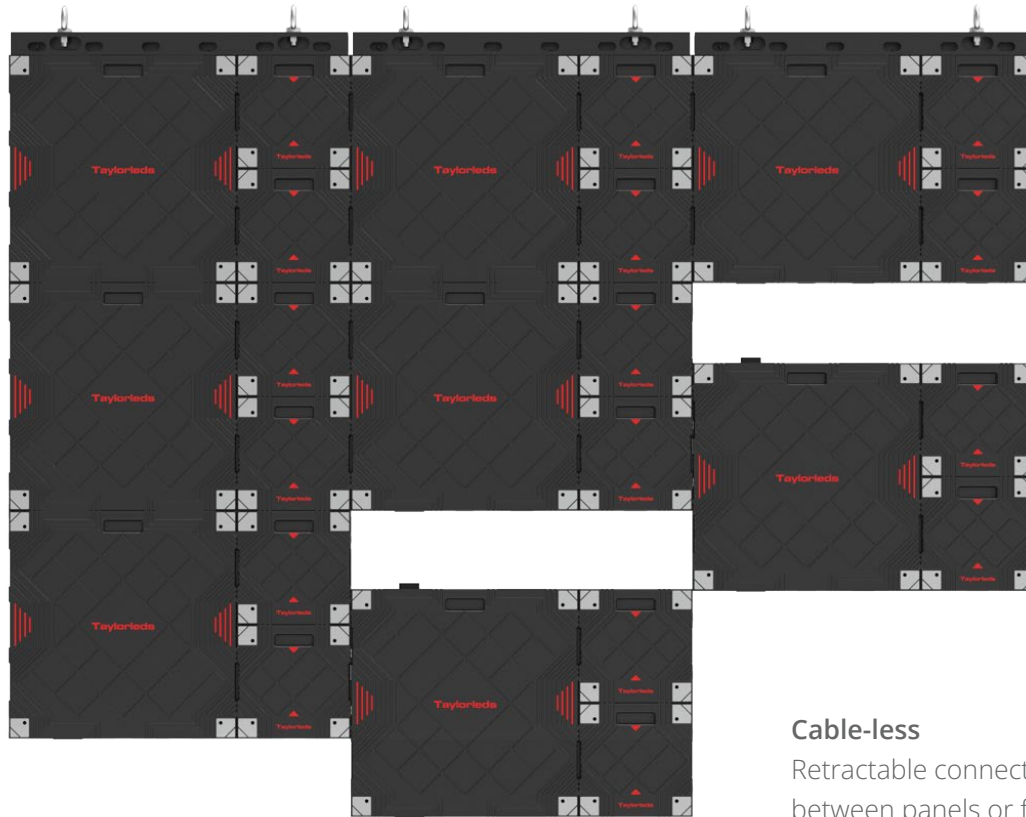

## WS Pro Series: The Pinnacle of Versatility and Creativity in LED Design

The WS Pro Series is the most versatile product in our lineup, designed to meet the diverse needs of permanent installation applications. Built on and sharing the fundamental elements of modularity and shape with the VS Pro Series, the WS Pro offers a wide range of panel sizes and shapes, from the compact 250mm x 250mm to larger options like the 500mm x 500mm and 750mm x 500mm panels. The series also includes specialized shapes like triangles and quarter-circles, allowing for unparalleled creative freedom.

The WS panels consist of a large square master panel and two smaller auxiliary panels, providing exceptional flexibility to fit any space aesthetically, while keeping your budget in line. Additionally, the cable-less WS Pro panel supports three mounting solutions—hanging, floor stacking, and wall mounting. With its elevated visual performance, the WS Pro is the ultimate choice for creative, modern direct-view LED projects.



# Elevated Panel Design with Pro Features



## Captive Screws





For ease of installation, panels have captive screws. (2) on the top and (2) on the side. No more searching for missing hardware.


## Cable-less

Retractable connectors mean there are no cables between panels or from module to panels.


# Creative Combinations

The WS panels consists of 1 large square panel (Master) and 2 smaller modular (Slave) panels. Slave panels provides great modular flexibility to fit anywhere spatially and aesthetically. The WS is ultralight and thin, makes it easy to install and mount to any wall or surface.





Super Light and Thin This panel is only 8.2 kg and under 2" thick. (49 mm / 1.93")



## Front Serviceable


The WS Pro Series LED display is engineered for maximum convenience and efficiency, featuring a front serviceable design. This allows for easy access to both the power units and LED modules, enabling swift removal and replacement directly from the front of the display. As a result, maintenance time and effort are significantly reduced, ensuring minimal disruption and enhanced operational reliability.

# Wall Mounting Options

## Wall Mount System

Specifically designed wall mount system for WS Pro Series panels. Brackets are modular designed and easily connect together.





## Hanging Options

### Rigging System

Specifically designed for WS Pro Series panels, the super lightweight hanging bars are simple to use while providing enhanced versatility for a variety of event setups. These ensure a quick and reliable installation process, allowing for seamless integration into any LED panel configuration.



---

# Floor Stacking Options

## Stacking System

Designed by industry veterans, the universal stacking system for LED panels is both easy to use and highly reliable, ensuring quick setup and teardown.





# Elevated Graphics Performance

## WS Pro turbo-charged with the A10sPro Card and MX COEX Series VMP Platform

By making the the WS Pro come standard with the NovaStar A10s Pro Receiving Card, we upgraded the IC's to take full advantage of the most powerful graphics engine and processing available on the market today. With the exceptional, elegant design of the WS Pro Series and the powerful new COEX MX Series Processors, the WS Pro elevates the LED experience by providing state-of-the-art color, operational control and advanced camera correction features.




### Shutter Fit

Supports synchronization of LED display refresh rate and camera shutter parameters. LED automatically adapts to camera exposure time and frequency, alleviating scan lines.



### Frame Multiplexing

Allows users to re-frame multiple video feeds in the same time field. It is possible to output multiple effects simultaneously within a single shooting scene, improving work efficiency.




### Color Replacement

Supports unrestricted color replacement, with minimal impact on other colors.




### HFR

Supports high frame rates up to 120Hz, 144Hz, or even 240Hz. This allows smooth representation of video featuring high-speed moving objects.



### Phase Offset

Adjusting the output phase offset value allows the LED display and camera to perfectly match. Prevents black field and image tearing from being captured when shooting the LED display.



### 14CH Color Correction

Precise adjustment of hue, saturation, and brightness of primary, secondary and tertiary colors, with basic adjustment of black and white, ensuring perfect colors.





### Color Curve + 3D LUT

Curve adjustment and importing of 3D LUT files let you manage color in creative and artistic ways, just like a Hollywood colorist.



### Contrast + Black Level

Allows independent adjustment of highlights and shadows by contrast and black level, avoiding overexposure but delivering rich dark content.



### Dual Image Booster

Improves the performance of grayscale, color and contrast ratio, creating an immersive view to fulfill the requirements necessary for xR applications.





# Exceptional Video Processing

NovaStar, a global leading LED display solution provider, designs and develops LED display control solutions for a variety of market applications. ATS-Pro is the largest NovaStar distributor in North America with technical support second to none. Their processors work with the brand-new VMP Software to provide a better operation and control experience.

## MX40 Pro

The MX40 Pro is a flagship all-in-one LED display controller with 20 Ethernet ports in the new control system COEX series. This controller integrates video processing and video control into one box and offers rich video input connectors (HDMI 2.0, DP 1.2 and 12G-SDI), 20x Ethernet output ports and 4x 10G optical ports.

## MX30 SF *\*Exclusive to ATS-Pro\**

The SF adds the Shutter Fit features of the MX40 Pro. It is an all-in-one LED display controller in the new control system COEX series. This controller integrates video processing and video control into one box and offers rich video input connectors (HDMI 2.0, HDMI 1.4, DP 1.1 and 3G-SDI), 10x Ethernet output ports and 2x 10G optical ports.

## MX20

The MX20 is an all-in-one LED display controller in the brand-new control system COEX series. This controller integrates video processing and video control into one box and offers 2x HDMI 1.3, 1x 3G-SDI input connectors, 6x Ethernet output ports, and 2x 10G optical ports.



# Specifications

ATS-PRO WS Pro Series Modular LED panel shown.

Specifications	WS 1	WS 2 Pro	WS 2	WS 3
<b>LED Type</b>	Black SMD1515	Black SMD1515	Black SMD2121	Black SMD2121
<b>Pixel Pitch (mm)</b>	1.95	2.6	2.97	3.97
<b>Panel Dimensions (W*H*D)/(mm)</b>	750 x 500 x 49 500 x 500 x 49 250 x 250 x 49	750 x 500 x 49 500 x 500 x 49 250 x 250 x 49	750 x 500 x 49 500 x 500 x 49 250 x 250 x 49	750 x 500 x 49 500 x 500 x 49 250 x 250 x 49
<b>Panel Weight (kg)</b>	9.5	9.5	9.5	9.5
<b>Panel Material</b>	Die Casting Aluminum	Die Casting Aluminum	Die Casting Aluminum	Die Casting Aluminum
<b>Module Dimensions (W*H)/(mm)</b>	250 x 250	250 x 250	250 x 250	250 x 250
<b>Brightness (nit)</b>	800	1000	1200	1200
<b>Refresh Rate (Hz)</b>	3840	3840	3840	3840
<b>Gray Scale (bit)</b>	14	14	14	14
<b>Contrast Ratio</b>	4000:1	4500:1	5000:1	6000:1
<b>Color Temperature (K)</b>	6500	6500	6500	6500
<b>Viewing Angle (H/V) (°)</b>	140/120	140/120	140/120	140/120
<b>AC Operating Voltage (V)</b>	100~240	100~240	100~240	100~240
<b>Power Consumption (Max./Avg.) (W/m<sup>2</sup>)</b>	438/146	540/180	540/180	540/180
<b>Storage Temperature (°C)</b>	-40~ + 60	-40~ + 60	-40~ + 60	-40~ + 60
<b>Operating Temperature (°C)</b>	-10~ + 40	-10~ + 40	-10~ + 40	-10~ + 40
<b>IP Rating (Front/Rear)</b>	IP40/IP21	IP40/IP21	IP40/IP21	IP40/IP21
<b>LED Lifetime (H)</b>	100000	100000	100000	100000
<b>Module Maintenance</b>	Front	Front	Front	Front
<b>PSU &amp; Others Maintenance</b>	Front	Front	Front	Front
<b>Panel Installation Type</b>	Wall / Stacking / Hanging	Wall / Stacking / Hanging	Wall / Stacking / Hanging	Wall / Stacking / Hanging
<b>Certification</b>	TUV-CE, RoHS, UL, FCC	TUV-CE, RoHS, UL, FCC	TUV-CE, RoHS, UL, FCC	TUV-CE, RoHS, UL, FCC

Specifications subject to change. Please contact ATS-Pro for updated specifications.





## Masters in the Art of LED

©2024 ATS PRO. ATS PRO is a registered mark of Activate the Space, LLC. Specifications and design are subject to change without notice. Non-metric weights and measurements are approximate. Simulated screen images. All brand, product, service names and logos are trademarks and/or registered trademarks of their respective manufacturers and companies. See [ats-pro.com](http://ats-pro.com) for detailed information.

[www.ats-pro.com](http://www.ats-pro.com) | 800-755-3235

    @atsproled