



ELEMENT 320

COOL UNDER PRESSURE. CLEAR IN ANY WEATHER.

Built for the Elements. Made for Impact.


2025 ELEMENT 320 SERIES: FIXED OUTDOOR LED BY ATS-PRO

**ATS
PRO**

Exceptional Engineering: Heat Dissipation

Aluminum module chassis and panel frame accelerates heat dissipation. Air convection design helps air circulation inside the panel and keeps the balance of the air pressure inside the PSU. Heat sink design for module chassis and power supply unit improves heat dissipation considerably. White color frame can reflect the sunlight to reduce the heat generated in the panel.





Protection grade IP66


Built for reliable waterproof performance, the panel features sealed connectors between the modules and frame to prevent water ingress. Outdoor-rated power and data cables are routed through the bottom of the panel, ensuring stable and secure transmission. A drainage hole at the base prevents water accumulation, enhancing durability in all weather conditions.



Air Convection Design for PSU


The panel features an advanced air dissipation system designed to regulate internal temperature and prevent moisture buildup. Its air convection design promotes steady airflow, ensuring balanced air pressure inside the power supply unit (PSU). Heat sink elements integrated into the module chassis and PSU significantly enhance heat dissipation. The white frame helps reflect sunlight, minimizing heat absorption, while dual ventilation holes on each side of the PSU maintain air pressure balance, preventing condensation when the ambient temperature drops.





Perfect Corners

Create seamless corner and cube-shaped LED displays with precision-engineered cabinets, delivering smooth, continuous visuals for a polished, professional finish.



High Brightness

No matter the environment, high brightness matters for delivering flawless image clarity and maintaining superior picture quality, even in well-lit spaces or direct sunlight.



CCES Technology

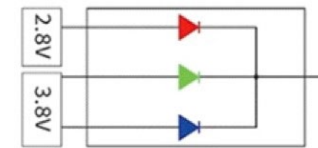
CCES is abbreviate for Common Cathode Energy Saving technology.

Benefits:

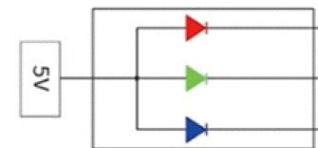
Accurate electricity distribution for RGB LED chips to save energy and lower the power consumption by more than 30%.

Less heat generated from electrical components prolongs the lifespan of the panel.

With a lower temperature inside the panel, electrical components can work more stably to provide better video quality.



Common Cathode Aluminum LED Display



Conventional LED Display



Specifications

ATS-PRO Element 320 Series LED panel shown.

| Specifications | EL320P5 | EL320P6 | EL320P8 | EL320P10 |
|--------------------------------------|------------------------------------|------------------------------------|--|--|
| LED Type | SMD2727 Gold or Copper Optional | SMD2727 Gold or Copper Optional | SMD3535 / SMD2727 Gold or Copper Optional | SMD3535 / SMD2727 Gold or Copper Optional |
| Pixel Pitch (mm) | 5.71 | 6.67 | 8 | 10 |
| Panel Dimensions (W*H)/(mm) | 1,280x960 | 1,280x960 | 1,280x960 | 1,280x960 |
| | 1,280x640 | 1,280x640 | 1,280x640 | 1,280x640 |
| | 960x960 | 960x960 | 960x960 | 960x960 |
| | 960x640 | 960x640 | 960x640 | 960x640 |
| | 640x640 | 640x640 | 640x640 | 640x640 |
| Module Resolution (pixels) | 56*56 | 48*48 | 40*40 | 32*32 |
| Panel Weight (kg/m²) | 30 | 30 | 30 | 30 |
| Panel Material | Aluminum | Aluminum | Aluminum | Aluminum |
| Module Dimensions (W*H)/(mm) | 320mm x 320mm | 320mm x 320mm | 320mm x 320mm | 320mm x 320mm |
| Brightness (nit) | 6,500-8,000 | 6,500-8,500 | 6,000-10,000 | 6,000-10,000 |
| Refresh Rate (Hz) | 3,840Hz | 3,840Hz | 3,840Hz | 3,840Hz |
| Grayscale (bit) | 14-16 bit | 14-16 bit | 14-16 bit | 14-16 bit |
| Contrast Ratio | 10,000:1 | 10,000:1 | 10,000:1 | 10,000:1 |
| Color Temperature (K) | 8,000 | 8,000 | 8,000 | 8,000 |
| Viewing Angle (H/V) (°) | H-160°, V/Up-20°, V/Down-60° | H-160°, V/Up-20°, V/Down-60° | H-160°, V/Up-30°, V/Down-60° | H-160°, V/Up-30°, V/Down-60° |
| Driving Type | 7 scan | 6 scan | 4 scan | 2 scan |
| AC Operating Voltage (V) | 100-240V | 100-240V | 100-240V | 100-240V |
| Power Consumption (Max./Avg.) (W/m²) | 580/174 | 580/174 | 600/180 | 600/180 |
| Storage Temperature (°C) | -40~+60°C" | -40~+60°C" | -40~+60°C" | -40~+60°C" |
| Operating Temperature (°C) | -40~+55°C | -40~+55°C | -40~+55°C | -40~+55°C |
| Storage Humidity (RH) | 10%~60%RH | 10%~60%RH | 10%~60%RH | 10%~60%RH |
| Operating Humidity (RH) | 10%~95%RH | 10%~95%RH | 10%~95%RH | 10%~95%RH |
| IP Rating (Front/Rear) | 10,000 | 10,000 | 10,000 | 10,000 |
| LED Lifetime (H) | IP66 | IP66 | IP66 | IP66 |
| Module Maintenance | Front/Rear | Front/Rear | Front/Rear | Front/Rear |
| PSU & Other Maintenance | Front/Rear | Front/Rear | Front/Rear | Front/Rear |
| Panel Installation Type | Fixed | Fixed | Fixed | Fixed |
| Certification | ETL, FCC | ETL, FCC | ETL, FCC | ETL, FCC |

Specifications subject to change. Please contact ATS-Pro for updated specifications.





Masters in the Art of LED

©2025 ATS PRO. ATS PRO is a registered mark of Activate the Space, LLC. Specifications and design are subject to change without notice. Non-metric weights and measurements are approximate. Simulated screen images. All brand, product, service names and logos are trademarks and/or registered trademarks of their respective manufacturers and companies. See [ats-pro.com](https://www.ats-pro.com) for detailed information.

www.ats-pro.com | 800-755-3235

